

PVG's College of Science, Pune -09

4.4.1 Average expenditure incurred on maintenance of physical facilities and academic support facilities excluding salary component.

4.4.1 Academic & Physical Facilities

Pune Vidvarthi Griha's College of Science, Pune-411009.
Budget for the year 2013-14

| Estimated Receipts | Amount | Estimated Expenditure Head | Amount |
|-------------------------------------|--------------------|---------------------------------|--------------------|
| Recurring Receipts | | Recurring Expenses | |
| Fee Collection | 19219730.00 | Salaries | 12907250.00 |
| F.Y. 80 Students x 34620 2769600 | | Affiliation & Continuation | 50000.00 |
| S.Y. 90 Students x 34060 3065400 | | Advertisement | 45000.00 |
| T.Y. 80 Students x 35340 2827200 | | Audit Fees & Professional Fee | 20000.00 |
| MCS-I 60 Students x 51340 3080400 | | Conveyance | 30000.00 |
| MCS-II 60 Students x 45590 2735400 | | Competition & Sports Exps | 30000.00 |
| MCA-I 30 Students x 50840 1525200 | | Education, Seminar & Training | 40000.00 |
| MCA-II 30 Students x 50990 1529700 | | E.P.F. Employer's share | 281000.00 |
| MCA-III 37 students x 45590 1686830 | | E.P.F. Administrative Expenses | 50000.00 |
| Misc Receipts | 1000.00 | Examination Expenses | 150000.00 |
| rest on FD/Advance | 250000.00 | Electricity Expenses | 500000.00 |
| | | Functions & Festivals | 10000.00 |
| | | Gathering & Cultural Expenses | 250000.00 |
| | | Gratuity Premium | 100000.00 |
| | | Library Expenses | 5000.00 |
| | | Medical Expenses | 5000.00 |
| | | Misc. Expenses | 50000.00 |
| | | Office Expenses | 15000.00 |
| | | Periodicals | 15000.00 |
| | | Postage Expenses | 5000.00 |
| | | Printing & Stationary Expenses | 500000.00 |
| | | Picnic Exps | 20000.00 |
| | | Reception & Refreshment Exps. | 50000.00 |
| | | Sanitation & Cleaning Expenses | 70000.00 |
| | | Telephone Expenses & Internet | 100000.00 |
| | | TADA to UOP Committee Exps. | 30000.00 |
| | | Computer Maintenance | 350000.00 |
| | | Comp Maint contract | 600000.00 |
| | | Electronics Lab. Maintenance | 10000.00 |
| | | Fur. & Dead stock Maintenance | 40000.00 |
| | | Equipment Maintenance | 100000.00 |
| | | Diesel Exp. | 150000.00 |
| | | Rent | 720000.00 |
| | | Property Tax | 35000.00 |
| | | University Share | 400000.00 |
| | | Advance against 6th pay | 181000.00 |
| | | | 17914250.00 |
| | | Non Recurring Expenses | |
| | | Library Books | 50000.00 |
| | | Library Software | 100000.00 |
| | | Computer Purchases | 500000.00 |
| | | Xerox Machine | 300000.00 |
| | | Electronics Equipments | 50000.00 |
| | | Furniture (Benches, Table etc.) | 10000.00 |
| | | Furniture (Office) | 20000.00 |
| | | Software upgradation (License) | 300000.00 |
| | | UPS/Battery | 100000.00 |
| | | | 1430000.00 |
| | | Surplus | 126480.00 |
| Total Rs. | 19470730.00 | Total Rs. | 19470730.00 |

Director

PVG's College of Science, Pune -09

4.4.1 Average expenditure incurred on maintenance of physical facilities and academic support facilities excluding salary component.

4.4.1 Academic Facilities

Pune Vidyarthi Griha's,
College of Science,
PUNE-411009.

STATEMENTS OF ACCOUNT
FOR THE YEAR ENDED
31 ST MARCH 2014

A. H. JOSHI & CO.
CHARTERED ACCOUNTANTS
1907, SADASHIV PETH, NATU BAUG,
PUNE - 411 030.

PVG's College of Science, Pune -09

4.4.1 Average expenditure incurred on maintenance of physical facilities and academic support facilities excluding salary component.

SCHEDULE VIII (VIDYARTHI)

NAME OF THE PUBLIC TRUST: Pune Vidyarthi Griha's College of Science

ADDRESS : S.NO. 44, VIDYANAGARI, PARVATI,
PUNE : 411 009.

A. H. JOSHI & CO
Chartered Accountants
107/1, Madhavrao Path,
Maha Bhag, PUNE-411030

COLLEGE OF SCIENCE BALANCE SHEET AS AT 31ST MARCH, 2014

| FUNDS & LIABILITIES | SCH. | Amount (Rs.) AS AT 31.03.2014 | PROPERTY AND ASSETS | SCH. | Amount (Rs.) AS AT 31.03.2014 |
|--|------|-------------------------------|---|------|-------------------------------|
| OTHER EARMARKED FUNDS (Created under the provisions of the trust deed on scheme or out of the income) | A | 18,404,603.33 | INVESTMENTS (Market value of the above investments is Rs.....) | | 1,086,780.74 |
| LOANS(SECURED OR UNSECURED) | B | | FURNITURE, FIXTURES & OTHER ASSETS | C | 13,910,598.75 |
| LIABILITIES | | | LOANS(SECURED OR UNSECURED) | | - |
| SOCIETY'S ACCOUNT PUNE VIDYARTHI GRIHA'S A/c | F | 2,988,389.50 | ADVANCES, DEPOSITS & OTHERS | D | 771,083.30 |
| | | | CASH AND BANK BALANCES | E | 958,282.42 |
| | | | SOCIETY'S ACCOUNT PUNE VIDYARTHI GRIHA'S A/c | F | 4,666,247.62 |
| TOTAL RS. | | 21,392,992.83 | TOTAL RS. | | 21,392,992.83 |

The above Balance Sheet to the best of my/our belief contains a true account of the Funds & Liabilities and of the Property & Assets of Trust.

AS PER OUR REPORT OF EVEN DATE
FOR A. H. JOSHI & CO
CHARTERED ACCOUNTANTS
(Firm Reg. No. 112396W)

CAV
Accountant
P.V.G's College of Science

P.V.G.
Director
Pune Vidyarthi Griha

A.H.
A.H.JOSHI
(PARTNER)
M. NO.005286

DATE: 20/11/2014
PLACE: PUNE

PVG's College of Science, Pune -09

4.4.1 Average expenditure incurred on maintenance of physical facilities and academic support facilities excluding salary component.

A. H. JOSHI & CO.
CHARTERED ACCOUNTANTS
Firm Reg. No. 112396W

COLLEGE OF SCIENCE
INCOME AND EXPENDITURE ACCOUNT
FOR THE YEAR ENDED 31.3.2014

NAME OF THE PUBLIC TRUST: A.P.T. TRUST
REGISTERED IN Maharashtra
5, NO. 1, VIDYANAGARI, PUNE-411 009

| EXPENDITURE | SCH. | AMOUNT (RS.) FOR THE YEAR ENDED (31.03.2014) | INCOME | SCH. | AMOUNT (RS.) FOR THE YEAR ENDED (31.03.2014) | AMOUNT (RS.) FOR THE YEAR ENDED (31.03.2014) |
|---|------|---|---|------|---|---|
| TO EXPENDITURE IN RESPECT OF PROPERTIES | | - | BY RENT | | - | - |
| TO ESTABLISHMENT EXPENSES | | - | BY INTEREST : Interest on FD | | - | 382,540.38 |
| TO REMUNERATION TO TRUSTEES | | - | BY DIVIDEND | | - | - |
| TO LEGAL EXPENSES | | - | BY DONATIONS IN CASH OR KIND | | - | - |
| TO AUDIT FEES | | 8,427.00 | BY GRANTS | | - | - |
| TO CONTRIBUTION AND FEES | | - | BY INCOME FROM OTHER SOURCES | | - | - |
| TO AMOUNTS WRITTEN OFF | | - | Other Income | H | 734,723.00 | - |
| TO MISCELLANEOUS EXPENSES | | - | Fees Received | I | 18,472,085.00 | 19,206,808.00 |
| TO DEPRECIATION | C | 362,580.76 | BY MISCELLANEOUS RECEIPTS | | - | - |
| TO AMOUNTS TRANSFERRED TO RESERVE OR SPECIFIC FUNDS Equipments and Other Assets Fund | A | - | BY TRANSFER FROM RESERVE | | - | - |
| TO EXPENDITURE ON OBJECTS OF THE TRUST | G | 14,054,420.00 | BY DEFICIT CARRIED OVER TO Pune Vidyarthi Griha's A/c | | - | - |
| TO SURPLUS CARRIED OVER TO PUNE VIDYARTHI GRIHA'S A/C | | 5,163,920.62 | | | | |
| TOTAL RS. | | 19,589,348.38 | TOTAL RS. | | | 19,589,348.38 |

AS PER OUR REPORT OF EVEN DATE
FOR A. H. JOSHI & CO
CHARTERED ACCOUNTANTS
(Firm Reg. No. 112396W)

(Signature)
Director
Secretary
Pune Vidyarthi Griha

(Signature)
Accountant
Principal
P.V.G's College of Science

(Signature)
A.H. JOSHI
(PARTNER)
M. NO.005286

DATE: 20/11/2014
PLACE: PUNE

PVG's College of Science, Pune -09

4.4.1 Average expenditure incurred on maintenance of physical facilities and academic support facilities excluding salary component.

SI. NO. OF DEPRECIATION

| SR. NO. | PARTICULARS | GROSS BLOCK AS AT 1.04.2013 | ADDITIONS/ (DEDUCTIONS) (Rs.) | TOTAL (Rs.) | RATE | UP TO 31.03.2013 | DEPRECIATION DURING THE YEAR | TOTAL (Rs.) | WIPV AS AT 31.03.2013 | WIPV AS AT 31.03.2014 |
|---------|-----------------------------------|-----------------------------|-------------------------------|--------------|------|------------------|------------------------------|--------------|-----------------------|-----------------------|
| 1 | Automatic Master Printer | 1,12,000.00 | | 1,12,000.00 | 15% | 16,800.00 | 16,800.00 | 95,200.00 | 1,12,000.00 | 95,200.00 |
| 2 | Barcode Scanner | 4,368.00 | | 4,368.00 | 15% | 655.20 | 655.20 | 3,712.80 | 4,368.00 | 3,712.80 |
| 3 | Cannon Copier Machine | 262,763.00 | (15,000.00) | 247,763.00 | 15% | 37,164.45 | 37,164.45 | 210,598.55 | 262,763.00 | 210,598.55 |
| 4 | Benches | 317,356.00 | | 317,356.00 | 10% | 31,735.60 | 31,735.60 | 285,620.40 | 317,356.00 | 285,620.40 |
| 5 | Black Board | 7,540.00 | | 7,540.00 | 10% | 754.00 | 754.00 | 6,786.00 | 7,540.00 | 6,786.00 |
| 6 | Battery & UPS | 1,090,588.00 | 109,588.00 | 1,199,176.00 | 15% | 179,876.40 | 179,876.40 | 1,019,300.00 | 1,090,588.00 | 913,423.60 |
| 7 | Book Case | 200,878.00 | | 200,878.00 | 10% | 20,087.80 | 20,087.80 | 180,790.20 | 200,878.00 | 180,790.20 |
| 8 | Calculators | 11,080.00 | | 11,080.00 | 15% | 1,662.00 | 1,662.00 | 9,418.00 | 11,080.00 | 9,418.00 |
| 9 | CCTV | 134,528.00 | 29,881.00 | 164,409.00 | 15% | 24,661.35 | 24,661.35 | 139,747.65 | 134,528.00 | 115,086.65 |
| 10 | Chairs | 34,313.00 | | 34,313.00 | 10% | 3,431.30 | 3,431.30 | 30,881.70 | 34,313.00 | 30,881.70 |
| 11 | Computer Lab. Tables | 334,619.00 | | 334,619.00 | 10% | 33,461.90 | 33,461.90 | 301,157.10 | 334,619.00 | 301,157.10 |
| 12 | Computers | 4,533,608.40 | 564,000.00 | 5,097,608.40 | 60% | 3,058,565.04 | 3,058,565.04 | 2,039,043.36 | 4,533,608.40 | 2,494,565.04 |
| 13 | Computer Software Licences Copies | 1,636,917.00 | 425,444.00 | 2,062,361.00 | 25% | 515,590.25 | 515,590.25 | 1,546,770.75 | 1,636,917.00 | 1,131,180.75 |
| 14 | Condense Mic | 2,300.00 | | 2,300.00 | 15% | 345.00 | 345.00 | 1,955.00 | 2,300.00 | 1,955.00 |
| 15 | Digital Projector | 338,987.50 | | 338,987.50 | 10% | 33,898.75 | 33,898.75 | 305,088.75 | 338,987.50 | 305,088.75 |
| 16 | Dot Matrix Printer | 128,642.00 | | 128,642.00 | 60% | 77,185.20 | 77,185.20 | 51,456.80 | 128,642.00 | 51,456.80 |
| 17 | Drum Set | 10,200.00 | | 10,200.00 | 15% | 1,530.00 | 1,530.00 | 8,670.00 | 10,200.00 | 8,670.00 |
| 18 | Electrical & Installation | 35,301.00 | | 35,301.00 | 10% | 3,530.10 | 3,530.10 | 31,770.90 | 35,301.00 | 31,770.90 |
| 19 | Electronic Equipment | 425,836.75 | | 425,836.75 | 10% | 42,583.68 | 42,583.68 | 383,253.07 | 425,836.75 | 383,253.07 |
| 20 | Electronic Lab. Tables | 32,960.00 | | 32,960.00 | 10% | 3,296.00 | 3,296.00 | 29,664.00 | 32,960.00 | 29,664.00 |
| 21 | Emergency Lamp | 49,427.00 | | 49,427.00 | 10% | 4,942.70 | 4,942.70 | 44,484.30 | 49,427.00 | 44,484.30 |
| 22 | Fan | 7,110.00 | | 7,110.00 | 15% | 1,066.50 | 1,066.50 | 6,043.50 | 7,110.00 | 6,043.50 |
| 23 | Fax Machine | 2,950.00 | | 2,950.00 | 10% | 295.00 | 295.00 | 2,655.00 | 2,950.00 | 2,655.00 |
| 24 | Flag Stand and Pipe | 78,541.00 | | 78,541.00 | 15% | 11,781.15 | 11,781.15 | 66,759.85 | 78,541.00 | 66,759.85 |
| 25 | Furniture & Dead Stock | 1,050.00 | | 1,050.00 | 15% | 157.50 | 157.50 | 892.50 | 1,050.00 | 892.50 |
| 26 | Gas Stove | 518,034.00 | | 518,034.00 | 15% | 77,705.10 | 77,705.10 | 440,328.90 | 518,034.00 | 440,328.90 |
| 27 | Generator | 27,000.00 | | 27,000.00 | 15% | 4,050.00 | 4,050.00 | 22,950.00 | 27,000.00 | 22,950.00 |
| 28 | Glare Board | 6,000.00 | | 6,000.00 | 15% | 900.00 | 900.00 | 5,100.00 | 6,000.00 | 5,100.00 |
| 29 | Hall Size Stairwell | 9,750.00 | | 9,750.00 | 15% | 1,462.50 | 1,462.50 | 8,287.50 | 9,750.00 | 8,287.50 |
| 30 | H.P. Printer 1022 | 781,663.30 | | 781,663.30 | 15% | 117,249.50 | 117,249.50 | 664,413.80 | 781,663.30 | 664,413.80 |
| 31 | Library Benches | 78,000.00 | | 78,000.00 | 10% | 7,800.00 | 7,800.00 | 70,200.00 | 78,000.00 | 70,200.00 |
| 32 | Library Tables | 2,472.30 | | 2,472.30 | 10% | 247.23 | 247.23 | 2,225.07 | 2,472.30 | 2,225.07 |
| 33 | Magazines Stand | 490.00 | | 490.00 | 10% | 49.00 | 49.00 | 441.00 | 490.00 | 441.00 |
| 34 | Mixer Lock | 5,196.00 | | 5,196.00 | 15% | 779.40 | 779.40 | 4,416.60 | 5,196.00 | 4,416.60 |
| 35 | Mic | 25,215.00 | | 25,215.00 | 10% | 2,521.50 | 2,521.50 | 22,693.50 | 25,215.00 | 22,693.50 |
| 36 | Notice Board | 1,445.00 | | 1,445.00 | 15% | 216.75 | 216.75 | 1,228.25 | 1,445.00 | 1,228.25 |
| 37 | Number Machine | 136,945.00 | | 136,945.00 | 10% | 13,694.50 | 13,694.50 | 123,250.50 | 136,945.00 | 123,250.50 |
| 38 | Office Tables | 14,077.00 | | 14,077.00 | 10% | 1,407.70 | 1,407.70 | 12,669.30 | 14,077.00 | 12,669.30 |
| 39 | OHF | 2,500.00 | | 2,500.00 | 15% | 375.00 | 375.00 | 2,125.00 | 2,500.00 | 2,125.00 |
| 40 | PCO Coin Box | 22,110.00 | | 22,110.00 | 10% | 2,211.00 | 2,211.00 | 19,899.00 | 22,110.00 | 19,899.00 |
| 41 | Plastic Chairs | 24,000.00 | | 24,000.00 | 10% | 2,400.00 | 2,400.00 | 21,600.00 | 24,000.00 | 21,600.00 |
| 42 | Platform | | | | | | | | | |
| | | | 260,373.00 | | | | | | | |
| | | | | 24,000.00 | | 3,046.05 | 551.13 | 3,627.18 | 5,811.31 | 5,230.18 |



PVG's College of Science, Pune -09

4.4.1 Average expenditure incurred on maintenance of physical facilities and academic support facilities excluding salary component.

| Sl. NO. | PARTICULARS | ORDERS BLOK AS AT 01.04.2013 | ADDITIONS/ (DEDUCTIONS) | TOTAL | DATE | UP TO 31.03.2013 | | DIFFERENCE UP TO YEAR | | TOTAL | W.D.V. AS AT 31.03.2013 | W.D.V. AS AT 31.03.2014 |
|------------------|--------------------------------------|------------------------------|-------------------------|----------------------|------|---------------------|------------|-----------------------|---------------------|---------------------|-------------------------|-------------------------|
| | | | | | | AMOUNT | PERCENTAGE | AMOUNT | PERCENTAGE | | | |
| 63 | Bookings | 6,115.00 | | 6,115.00 | 10% | 6,115.00 | 10% | | | 6,115.00 | 6,115.00 | |
| 64 | Pump | 6,753.00 | | 6,753.00 | 10% | 6,753.00 | 10% | | | 6,753.00 | 6,753.00 | |
| 65 | Resograph Digital Duplicator Machine | 3,79,010.00 | | 3,79,010.00 | 15% | 3,79,010.00 | 15% | | | 3,79,010.00 | 3,79,010.00 | |
| 66 | Shoes Stand | 12,730.00 | | 12,730.00 | 15% | 12,730.00 | 15% | | | 12,730.00 | 12,730.00 | |
| 67 | Name boards | 14,336.00 | | 14,336.00 | 15% | 14,336.00 | 15% | | | 14,336.00 | 14,336.00 | |
| 68 | Sound System | 25,983.00 | | 25,983.00 | 10% | 25,983.00 | 10% | | | 25,983.00 | 25,983.00 | |
| 69 | Stools | 14,210.00 | | 14,210.00 | 10% | 14,210.00 | 10% | | | 14,210.00 | 14,210.00 | |
| 70 | Stonewell | 86,200.50 | | 86,200.50 | 10% | 86,200.50 | 10% | | | 86,200.50 | 86,200.50 | |
| 71 | Tally | 4,200.00 | | 4,200.00 | 15% | 4,200.00 | 15% | | | 4,200.00 | 4,200.00 | |
| 72 | Telephone Instruments | 13,790.00 | | 13,790.00 | 10% | 13,790.00 | 10% | | | 13,790.00 | 13,790.00 | |
| 73 | Telephone Systems | 60,545.00 | | 60,545.00 | 15% | 60,545.00 | 15% | | | 60,545.00 | 60,545.00 | |
| 74 | Urensis | 4,041.00 | | 4,041.00 | 10% | 4,041.00 | 10% | | | 4,041.00 | 4,041.00 | |
| 75 | Vacuum Cleaner | 5,330.00 | | 5,330.00 | 10% | 5,330.00 | 10% | | | 5,330.00 | 5,330.00 | |
| 76 | Visitors Chairs | 19,100.00 | | 19,100.00 | 10% | 19,100.00 | 10% | | | 19,100.00 | 19,100.00 | |
| 77 | Wall Clocks | 1,765.00 | | 1,765.00 | 10% | 1,765.00 | 10% | | | 1,765.00 | 1,765.00 | |
| 78 | Water Tank Stand | 900.00 | | 900.00 | 10% | 900.00 | 10% | | | 900.00 | 900.00 | |
| 79 | Weighing Machine | 30,476.00 | | 30,476.00 | 10% | 30,476.00 | 10% | | | 30,476.00 | 30,476.00 | |
| 80 | Wheel Chairs | 47,245.00 | | 47,245.00 | 10% | 47,245.00 | 10% | | | 47,245.00 | 47,245.00 | |
| 81 | White Boards | 17,000.00 | | 17,000.00 | 10% | 17,000.00 | 10% | | | 17,000.00 | 17,000.00 | |
| 82 | Wooden Chairs | 3,360.00 | | 3,360.00 | 10% | 3,360.00 | 10% | | | 3,360.00 | 3,360.00 | |
| 83 | Writing Desk | 74,375.00 | | 74,375.00 | 10% | 74,375.00 | 10% | | | 74,375.00 | 74,375.00 | |
| 84 | Writing Pad Chairs | 2,500.00 | | 2,500.00 | 10% | 2,500.00 | 10% | | | 2,500.00 | 2,500.00 | |
| 85 | DLP Remote | 6,000.00 | | 6,000.00 | 10% | 6,000.00 | 10% | | | 6,000.00 | 6,000.00 | |
| 86 | DVD | 23,000.00 | | 23,000.00 | 10% | 23,000.00 | 10% | | | 23,000.00 | 23,000.00 | |
| 87 | Portable Visual Presenter | 8,165.00 | | 8,165.00 | 10% | 8,165.00 | 10% | | | 8,165.00 | 8,165.00 | |
| 88 | Rolling White Screen | 7,160.00 | | 7,160.00 | 10% | 7,160.00 | 10% | | | 7,160.00 | 7,160.00 | |
| 89 | DLP Trolley | 145,225.00 | | 145,225.00 | 60% | 145,225.00 | 60% | | | 145,225.00 | 145,225.00 | |
| 90 | Epson Lx 300 Printer | 5,800.00 | | 5,800.00 | 10% | 5,800.00 | 10% | | | 5,800.00 | 5,800.00 | |
| 91 | Folding Table | 475.00 | | 475.00 | 10% | 475.00 | 10% | | | 475.00 | 475.00 | |
| 92 | Letter Box | 26,828.00 | | 26,828.00 | 10% | 26,828.00 | 10% | | | 26,828.00 | 26,828.00 | |
| 93 | DPS Stand | 4,500.00 | | 4,500.00 | 10% | 4,500.00 | 10% | | | 4,500.00 | 4,500.00 | |
| 94 | Weighing Scale | 29,644.00 | | 29,644.00 | 10% | 29,644.00 | 10% | | | 29,644.00 | 29,644.00 | |
| 95 | Fire Safety | 2,250.00 | | 2,250.00 | 60% | 2,250.00 | 60% | | | 2,250.00 | 2,250.00 | |
| 96 | HP Desktop Printer | 6,800.00 | | 6,800.00 | 60% | 6,800.00 | 60% | | | 6,800.00 | 6,800.00 | |
| 97 | HP Laser Jet | 35,000.00 | | 35,000.00 | 60% | 35,000.00 | 60% | | | 35,000.00 | 35,000.00 | |
| 98 | Laptop | 38,480.00 | | 38,480.00 | 60% | 38,480.00 | 60% | | | 38,480.00 | 38,480.00 | |
| 99 | Printer 3005 | 5,087.00 | | 5,087.00 | 10% | 5,087.00 | 10% | | | 5,087.00 | 5,087.00 | |
| 100 | Scale Table | 7,425.00 | | 7,425.00 | 15% | 7,425.00 | 15% | | | 7,425.00 | 7,425.00 | |
| 101 | HP Printer cp 1515N | 12,600.00 | | 12,600.00 | 15% | 12,600.00 | 15% | | | 12,600.00 | 12,600.00 | |
| 102 | Time Attendance Machine | 9,190.00 | | 9,190.00 | 15% | 9,190.00 | 15% | | | 9,190.00 | 9,190.00 | |
| 103 | Aquaguard | | | | | | | | | | | |
| 104 | Website | | | | | | | | | | | |
| | | | 42,400.00 | 42,400.00 | | | | | | | | |
| TOTAL RS. | | 12,446,934.75 | 1,463,664.00 | 13,910,598.75 | | 3,217,796.65 | | 362,586.76 | 3,580,377.41 | 2,325,605.78 | 2,064,011.92 | |



PVG's College of Science, Pune -09

4.4.1 Average expenditure incurred on maintenance of physical facilities and academic support facilities excluding salary component.

4.4.1 Academic Facilities

SCHEDULE : G EXPENDITURE ON OBJECTS OF THE TRUST

| SR. NO. | PARTICULARS | AMOUNT FOR YEAR ENDED 31.03.2014 |
|------------------|---------------------------------------|----------------------------------|
| 1 | Advertising Expenses | 24,965.00 |
| 2 | Competition Participation Expenses | 443,938.00 |
| 3 | Computer Maintenance | 23,122.00 |
| 4 | Conveyance | 26,550.00 |
| 5 | Education Seminar & Training Expenses | 538,327.00 |
| 6 | Electricity Expenses | 32,342.00 |
| 7 | EPF Administration Expenses | 239,909.00 |
| 8 | EPF Employers Share | 21,510.00 |
| 9 | Examination Expenses | 1,862,000.00 |
| 10 | Fee Refund | 545.00 |
| 11 | Function & Festivals | - |
| 12 | Furniture & Deadstock Maintenance | 1,816.00 |
| 13 | Corpus Fund | 158,468.00 |
| 14 | Gathering & Cultural Expenses | 2,434.00 |
| 15 | Medical Expenses | - |
| 16 | Medical Reimbursement | 12,475.00 |
| 17 | Office Expenses | 10,929.00 |
| 18 | Periodicals | 30.00 |
| 19 | Postage | 827.50 |
| 20 | Bank Commission & Charges | 243,377.00 |
| 21 | Printing & Stationery | 43,900.00 |
| 22 | Salary Overtime | 43,268.00 |
| 23 | Reception | 15,100.00 |
| 24 | Affiliation and Continuation | 720,000.00 |
| 25 | Rent | - |
| 26 | Salary Director | 1,871,490.00 |
| 27 | Salary non-teaching | 76,400.00 |
| 28 | Salary MCA staff | 271,500.00 |
| 29 | Salary MCS Staff | 6,992,846.00 |
| 30 | Salary teaching staff | 67,523.00 |
| 31 | Sanitation & Cleaning Expenses | 11,375.00 |
| 32 | Sports Expenses | 5,113.50 |
| 33 | Student Remuneration | 142,964.00 |
| 34 | Repairs & maintenance | - |
| 35 | Gratuity Premium | - |
| 36 | Revenue Stamp | 46,809.00 |
| 37 | Diesel Expenses | 6,430.00 |
| 38 | T.A.D.A. | 84,613.00 |
| 39 | Telephone Expenses | 4,420.00 |
| 40 | Mobile Phone Expenses | - |
| 41 | Professional Fee | 504.00 |
| 42 | Electronic equipment maintenance | - |
| 43 | misc exp | 6,600.00 |
| 44 | picnic Expenses | - |
| TOTAL RS. | | 14,054,420.00 |

SCHEDULE : H OTHER INCOME

| SR. NO. | PARTICULARS | AMOUNT FOR YEAR ENDED 31.03.2014 |
|------------------|------------------------------|----------------------------------|
| 1 | Fines | 12,580.00 |
| 2 | Interest on Advance | 1,120.00 |
| 3 | MCS Entrance | 88,778.00 |
| 4 | Environmental Science Course | 14,900.00 |
| 5 | miscellaneous receipts | 40,445.00 |
| 6 | Practical Workbook Files | 576,900.00 |
| TOTAL RS. | | 734,723.00 |



PVG's College of Science, Pune -09

4.4.1 Average expenditure incurred on maintenance of physical facilities and academic support facilities excluding salary component.

4.4.1 Physical Facilities
Pune Vidvarthi Griha's College of Science, Pune-411009.
Budget for the year 2013-14

| Estimated Receipts | Amount | Estimated Expenditure Head | Amount |
|-------------------------------------|--------------------|---------------------------------|--------------------|
| Recurring Receipts | | Recurring Expenses | |
| Fee Collection | 19219730.00 | Salaries | 12907250.00 |
| F.Y. 80 Students x 34620 2769600 | | Affiliation & Continuation | 50000.00 |
| S.Y. 90 Students x 34060 3065400 | | Advertisement | 45000.00 |
| T.Y. 80 Students x 35340 2827200 | | Audit Fees & Professional Fee | 20000.00 |
| MCS-I 60 Students x 51340 3080400 | | Conveyance | 30000.00 |
| MCS-II 60 Students x 45590 2735400 | | Competition & Sports Exps | 30000.00 |
| MCA-I 30 Students x 50840 1525200 | | Education, Seminar & Training | 40000.00 |
| MCA-II 30 Students x 50990 1529700 | | E.P.F. Employer's share | 281000.00 |
| MCA-III 37 students x 45590 1686830 | | E.P.F. Administrative Expenses | 50000.00 |
| Misc Receipts | 1000.00 | Examination Expenses | 150000.00 |
| Rest on FD/Advance | 250000.00 | Electricity Expenses | 500000.00 |
| | | Functions & Festivals | 10000.00 |
| | | Gathering & Cultural Expenses | 250000.00 |
| | | Gratuity Premium | 100000.00 |
| | | Library Expenses | 5000.00 |
| | | Medical Expenses | 5000.00 |
| | | Misc. Expenses | 50000.00 |
| | | Office Expenses | 15000.00 |
| | | Periodicals | 15000.00 |
| | | Postage Expenses | 5000.00 |
| | | Printing & Stationary Expenses | 500000.00 |
| | | Picnic Exps | 20000.00 |
| | | Reception & Refreshment Exps. | 50000.00 |
| | | Sanitation & Cleaning Expenses | 70000.00 |
| | | Telephone Expenses & Internet | 100000.00 |
| | | TADA to UOP Committee Exps. | 30000.00 |
| | | Computer Maintenance | 350000.00 |
| | | Comp Maint contract | 600000.00 |
| | | Electronics Lab. Maintenance | 10000.00 |
| | | Fur. & Dead stock Maintenance | 40000.00 |
| | | Equipment Maintenance | 100000.00 |
| | | Diesel Exp. | 150000.00 |
| | | Rent | 720000.00 |
| | | Property Tax | 35000.00 |
| | | University Share | 400000.00 |
| | | Advance against 6th pay | 181000.00 |
| | | | 17914250.00 |
| | | Non Recurring Expenses | |
| | | Library Books | 50000.00 |
| | | Library Software | 100000.00 |
| | | Computer Purchases | 500000.00 |
| | | Xerox Machine | 300000.00 |
| | | Electronics Equipments | 50000.00 |
| | | Furniture (Benches, Table etc.) | 10000.00 |
| | | Furniture (Office) | 20000.00 |
| | | Software upgradation (License) | 300000.00 |
| | | UPS/Battery | 100000.00 |
| | | | 1430000.00 |
| | | Surplus | 126480.00 |
| Total Rs. | 19470730.00 | Total Rs. | 19470730.00 |

P.V.G.'s College of Science
 Vidyanagar, S. No. 44, Parvati,
 Pune - 411009

Director

PVG's College of Science, Pune -09

4.4.1 Average expenditure incurred on maintenance of physical facilities and academic support facilities excluding salary component.

| SR. NO. | PARTICULARS | GROSS AS AT 1.04.2013 | ADDITIONS/ (DEDUCTIONS) (Rs.) | BY REPORT - I | | W.D.V. AS AT 31.03.2014 |
|---------|----------------------------------|-----------------------|-------------------------------|---------------|------------------------------|-------------------------|
| | | | | TOTAL (Rs.) | DEPRECIATION DURING THE YEAR | |
| 1 | Automatic Master Printer | 12,000.00 | - | 12,000.00 | 1,000.00 | 11,000.00 |
| 2 | Barcode Scanner | 4,368.00 | - | 4,368.00 | 364.00 | 4,004.00 |
| 3 | Cannon Copier Machine | 262,763.00 | (15,000.00) | 247,763.00 | 20,646.76 | 227,116.24 |
| 4 | Benchers | 317,356.00 | - | 317,356.00 | 26,446.34 | 290,909.66 |
| 5 | Black Board | 7,540.00 | - | 7,540.00 | 636.67 | 6,903.33 |
| 6 | Battery & UPS | 1,080,378.00 | 109,588.00 | 1,189,966.00 | 99,166.82 | 1,090,799.18 |
| 7 | Brook Case | 200,876.00 | - | 200,876.00 | 16,739.67 | 184,136.33 |
| 8 | Calculators | 11,080.00 | - | 11,080.00 | 923.33 | 10,156.67 |
| 9 | CCTV | 134,528.00 | - | 134,528.00 | 11,210.67 | 123,317.33 |
| 10 | Class | 34,313.00 | - | 34,313.00 | 2,859.42 | 31,453.58 |
| 11 | Computer Lab. Tables | 314,019.00 | - | 314,019.00 | 26,168.25 | 287,850.75 |
| 12 | Computer Software Licence Copies | 4,533,608.40 | 564,800.00 | 5,098,408.40 | 425,444.00 | 4,672,964.40 |
| 13 | Computer Software Licence Copies | 1,638,917.00 | - | 1,638,917.00 | 136,539.75 | 1,502,377.25 |
| 14 | Confer. Mic | 2,300.00 | - | 2,300.00 | 191.67 | 2,108.33 |
| 15 | Digital Projector | 338,987.50 | - | 338,987.50 | 28,248.96 | 310,738.54 |
| 16 | Dot Matrix Printer | 128,642.00 | - | 128,642.00 | 10,720.17 | 117,921.83 |
| 17 | Drum Set | 10,200.00 | - | 10,200.00 | 850.00 | 9,350.00 |
| 18 | Electrical & Installation | 35,301.00 | - | 35,301.00 | 2,941.75 | 32,359.25 |
| 19 | Electronic Equipment | 425,836.75 | - | 425,836.75 | 35,486.39 | 390,350.36 |
| 20 | Electronic Lab. Tables | 32,960.00 | - | 32,960.00 | 2,746.67 | 30,213.33 |
| 21 | Emergency Lamp | 2,600.00 | - | 2,600.00 | 216.67 | 2,383.33 |
| 22 | Fan | 49,427.00 | - | 49,427.00 | 4,118.92 | 45,308.08 |
| 23 | Fax Machine | 2,110.00 | - | 2,110.00 | 175.83 | 1,934.17 |
| 24 | Flug Stand and Pips | 2,950.00 | - | 2,950.00 | 245.83 | 2,704.17 |
| 25 | Furniture & Dead Stock | 78,541.00 | - | 78,541.00 | 6,545.08 | 71,995.92 |
| 26 | Gas Stove | 1,050.00 | - | 1,050.00 | 87.50 | 962.50 |
| 27 | Generator | 27,000.00 | - | 27,000.00 | 2,250.00 | 24,750.00 |
| 28 | Glass Board | 518,034.00 | - | 518,034.00 | 43,169.50 | 474,864.50 |
| 29 | Hall Size Storewell | 27,000.00 | - | 27,000.00 | 2,250.00 | 24,750.00 |
| 30 | H.P. Printer-1027 | 9,750.00 | - | 9,750.00 | 812.50 | 8,937.50 |
| 31 | Library Books | 781,663.30 | 260,373.00 | 1,042,036.30 | 86,836.36 | 955,200.00 |
| 32 | Library Tables | 78,000.00 | - | 78,000.00 | 6,500.00 | 71,500.00 |
| 33 | Magazine Stand | 2,472.30 | - | 2,472.30 | 206.02 | 2,266.28 |
| 34 | Master Lock | 490.00 | - | 490.00 | 40.83 | 449.17 |
| 35 | MC | 5,196.00 | - | 5,196.00 | 433.00 | 4,763.00 |
| 36 | Notice Board | 25,215.00 | - | 25,215.00 | 2,101.25 | 23,113.75 |
| 37 | Office Machine | 1,445.00 | - | 1,445.00 | 120.42 | 1,324.58 |
| 38 | Office Tables | 136,945.00 | - | 136,945.00 | 11,411.67 | 125,533.33 |
| 39 | OHF | 14,077.00 | - | 14,077.00 | 1,173.08 | 12,903.92 |
| 40 | PCO Coin Box | 2,500.00 | - | 2,500.00 | 208.33 | 2,291.67 |
| 41 | Plastic Chairs | 22,110.00 | - | 22,110.00 | 1,842.50 | 20,267.50 |
| 42 | Platform | 24,000.00 | - | 24,000.00 | 1,999.99 | 22,000.01 |



Principal
P.V.G.'s College of Science
Vidyanagari, S. No. 44, Parvati,
Pune - 411 009



PVG's College of Science, Pune -09

4.4.1 Average expenditure incurred on maintenance of physical facilities and academic support facilities excluding salary component.

4.4.1 Physical Facilities

| Sr. NO. | PARTICULARS | GOODS/BILLS AS AT 01.04.2013 | ABSTRACTION/ (COSTS TOOKS) | TOTAL | DATE | UP TO 31.03.2013 | REPRESENTATION DURING THE YEAR | TOTAL | W.D.V. AS AT 31.03.2013 | W.D.V. AS AT 31.03.2013 |
|------------------|--|------------------------------|----------------------------|----------------------|------|---------------------|--------------------------------|-------------------|-------------------------|-------------------------|
| 43 | Vacuum | 4,115.00 | | 4,115.00 | 10% | 4,115.00 | | 4,115.00 | 3,703.50 | 3,703.50 |
| 44 | Pump | 1,27,500.00 | | 1,27,500.00 | 10% | 1,27,500.00 | | 1,27,500.00 | 1,14,750.00 | 1,14,750.00 |
| 45 | Biographic Digital Duplication Machine | 12,750.00 | | 12,750.00 | 15% | 1,912.50 | | 1,912.50 | 10,837.50 | 10,837.50 |
| 46 | Shoes Stand | 14,136.00 | | 14,136.00 | 15% | 2,120.40 | | 2,120.40 | 12,015.60 | 12,015.60 |
| 47 | Name boards | 25,983.00 | | 25,983.00 | 10% | 2,598.30 | | 2,598.30 | 23,384.70 | 23,384.70 |
| 48 | Sound System | 14,210.00 | | 14,210.00 | 10% | 1,421.00 | | 1,421.00 | 12,789.00 | 12,789.00 |
| 49 | Stools | 86,200.50 | | 86,200.50 | 10% | 8,620.05 | | 8,620.05 | 77,580.45 | 77,580.45 |
| 50 | Storewell | 4,200.00 | | 4,200.00 | 15% | 630.00 | | 630.00 | 3,570.00 | 3,570.00 |
| 51 | Tally | 13,700.00 | | 13,700.00 | 15% | 2,055.00 | | 2,055.00 | 11,645.00 | 11,645.00 |
| 52 | Telephone Instruments | 66,545.00 | | 66,545.00 | 15% | 9,981.75 | | 9,981.75 | 56,563.25 | 56,563.25 |
| 53 | Telephone Systems | 4,041.00 | | 4,041.00 | 10% | 404.10 | | 404.10 | 3,636.90 | 3,636.90 |
| 54 | Ultracids | 5,330.00 | | 5,330.00 | 10% | 533.00 | | 533.00 | 4,797.00 | 4,797.00 |
| 55 | Vacuum Cleaner | 1,765.00 | | 1,765.00 | 10% | 176.50 | | 176.50 | 1,588.50 | 1,588.50 |
| 56 | Water Tank Stand | 250.00 | | 250.00 | 10% | 25.00 | | 25.00 | 225.00 | 225.00 |
| 57 | Water Tank Stand | 900.00 | | 900.00 | 10% | 90.00 | | 90.00 | 810.00 | 810.00 |
| 58 | Weighing Machine | 30,476.00 | | 30,476.00 | 10% | 3,047.60 | | 3,047.60 | 27,428.40 | 27,428.40 |
| 59 | Wheel Chairs | 47,245.00 | | 47,245.00 | 10% | 4,724.50 | | 4,724.50 | 42,520.50 | 42,520.50 |
| 60 | White Boards | 17,000.00 | 13,353.00 | 30,353.00 | 10% | 3,035.30 | | 3,035.30 | 27,317.70 | 27,317.70 |
| 61 | White Boards | 3,360.00 | | 3,360.00 | 10% | 336.00 | | 336.00 | 3,024.00 | 3,024.00 |
| 62 | Wooden Chairs | 74,375.00 | | 74,375.00 | 10% | 7,437.50 | | 7,437.50 | 66,937.50 | 66,937.50 |
| 63 | Writing Pad Chairs | 2,500.00 | | 2,500.00 | 10% | 250.00 | | 250.00 | 2,250.00 | 2,250.00 |
| 64 | Writing Pad Chairs | 6,000.00 | | 6,000.00 | 10% | 600.00 | | 600.00 | 5,400.00 | 5,400.00 |
| 65 | DTP Remode | 23,000.00 | | 23,000.00 | 10% | 2,300.00 | | 2,300.00 | 20,700.00 | 20,700.00 |
| 66 | DVD | 8,165.00 | | 8,165.00 | 10% | 816.50 | | 816.50 | 7,348.50 | 7,348.50 |
| 67 | Portable Visual Presenter | 1,650.00 | | 1,650.00 | 10% | 165.00 | | 165.00 | 1,485.00 | 1,485.00 |
| 68 | Rolling White Screen | 7,160.00 | | 7,160.00 | 10% | 716.00 | | 716.00 | 6,444.00 | 6,444.00 |
| 69 | DTP Tray | 5,800.00 | | 5,800.00 | 10% | 580.00 | | 580.00 | 5,220.00 | 5,220.00 |
| 70 | Rolling White Screen | 145,225.00 | | 145,225.00 | 60% | 87,135.00 | | 87,135.00 | 58,090.00 | 58,090.00 |
| 71 | Letter Box | 475.00 | | 475.00 | 10% | 47.50 | | 47.50 | 427.50 | 427.50 |
| 72 | Table | 26,828.00 | | 26,828.00 | 10% | 2,682.80 | | 2,682.80 | 24,145.20 | 24,145.20 |
| 73 | Printer | 4,500.00 | | 4,500.00 | 10% | 450.00 | | 450.00 | 4,050.00 | 4,050.00 |
| 74 | Weighing Scale | 29,644.00 | | 29,644.00 | 10% | 2,964.40 | | 2,964.40 | 26,679.60 | 26,679.60 |
| 75 | Fire Safety | 2,250.00 | | 2,250.00 | 60% | 1,350.00 | | 1,350.00 | 900.00 | 900.00 |
| 76 | HP DeskJet Printer | 6,800.00 | | 6,800.00 | 60% | 4,080.00 | | 4,080.00 | 2,720.00 | 2,720.00 |
| 77 | HP Laser Jet | 38,480.00 | | 38,480.00 | 60% | 23,088.00 | | 23,088.00 | 15,392.00 | 15,392.00 |
| 78 | LanTop | 35,000.00 | | 35,000.00 | 60% | 21,000.00 | | 21,000.00 | 14,000.00 | 14,000.00 |
| 79 | Printer 3005 | 5,007.00 | | 5,007.00 | 60% | 3,004.20 | | 3,004.20 | 2,002.80 | 2,002.80 |
| 80 | Slide Table | 7,425.00 | | 7,425.00 | 15% | 1,113.75 | | 1,113.75 | 6,311.25 | 6,311.25 |
| 81 | HP Printer cp 1515N | 12,600.00 | | 12,600.00 | 15% | 1,890.00 | | 1,890.00 | 10,710.00 | 10,710.00 |
| 82 | Time Attendance Machine | 9,190.00 | | 9,190.00 | 15% | 1,378.50 | | 1,378.50 | 7,811.50 | 7,811.50 |
| 83 | Antiguard | 42,400.00 | 42,400.00 | 84,800.00 | 15% | 12,720.00 | | 12,720.00 | 72,080.00 | 72,080.00 |
| 84 | Website | | | | | | | | | |
| TOTAL RS. | | 12,446,934.75 | 1,463,664.00 | 13,910,598.75 | | 3,217,996.65 | | 362,580.76 | 3,580,377.41 | 2,325,605.78 |
| | | | | | | | | | 2,064,011.92 | |



Principal
P.V.G.'s College of Science
Vidyanagari, S. No. 44, Parvati,
Pune - 411 009



PVG's College of Science, Pune -09

4.4.1 Average expenditure incurred on maintenance of physical facilities and academic support facilities excluding salary component.

4.4.1 Physical Facilities
SCHEDULE : G
EXPENDITURE ON OBJECTS OF THE TRUST

| SR. NO. | PARTICULARS | AMOUNT FOR YEAR ENDED 31.03.2014 |
|------------------|---------------------------------------|----------------------------------|
| 1 | Advertising Expenses | 24,965.00 |
| 2 | Competition Participation Expenses | 443,938.00 |
| 3 | Computer Maintenance | 23,122.00 |
| 4 | Conveyance | 26,550.00 |
| 5 | Education Seminar & Training Expenses | 538,327.00 |
| 6 | Electricity Expenses | 32,342.00 |
| 7 | EPF Administration Expenses | 239,909.00 |
| 8 | EPF Employers Share | 21,510.00 |
| 9 | Examination Expenses | 1,862,000.00 |
| 10 | Fee Refund | 545.00 |
| 11 | Function & Festivals | - |
| 12 | Furniture & Deadstock Maintenance | 1,816.00 |
| 13 | Corpus Fund | 158,468.00 |
| 14 | Gathering & Cultural Expenses | 2,434.00 |
| 15 | Medical Expenses | - |
| 16 | Medical Reimbursement | 12,475.00 |
| 17 | Office Expenses | 10,929.00 |
| 18 | Periodicals | 30.00 |
| 19 | Postage | 827.50 |
| 20 | Bank Commission & Charges | 243,377.00 |
| 21 | Printing & Stationery | 43,900.00 |
| 22 | Salary Overtime | 43,268.00 |
| 23 | Reception | 15,100.00 |
| 24 | Affiliation and Continuation | 720,000.00 |
| 25 | Rent | - |
| 26 | Salary Director | 1,871,490.00 |
| 27 | Salary non-teaching | 76,400.00 |
| 28 | Salary MCA staff | 271,500.00 |
| 29 | Salary MCS Staff | 6,992,846.00 |
| 30 | Salary teaching staff | 67,523.00 |
| 31 | Sanitation & Cleaning Expenses | 11,375.00 |
| 32 | Sports Expenses | 5,113.50 |
| 33 | Student Remuneration | 142,964.00 |
| 34 | Repairs & maintenance | - |
| 35 | Gratuity Premium | - |
| 36 | Revenue Stamp | 46,809.00 |
| 37 | Diesel Expenses | 6,430.00 |
| 38 | T.A.D.A. | 84,613.00 |
| 39 | Telephone Expenses | 4,420.00 |
| 40 | Mobile Phone Expenses | - |
| 41 | Professional Fee | 504.00 |
| 42 | Electronic equipment maintenance | - |
| 43 | misc exp | 6,600.00 |
| 44 | picnic Expenses | - |
| TOTAL RS. | | 14,054,420.00 |

SCHEDULE : H
OTHER INCOME

| SR. NO. | PARTICULARS | AMOUNT FOR YEAR ENDED 31.03.2014 |
|------------------|------------------------------|----------------------------------|
| 1 | Fines | 12,580.00 |
| 2 | Interest on Advance | 1,120.00 |
| 3 | MCS Entrance | 88,778.00 |
| 4 | Environmental Science Course | 14,900.00 |
| 5 | miscellaneous receipts | 40,445.00 |
| 6 | Practical Workbook Files | 576,900.00 |
| TOTAL RS. | | 734,723.00 |



[Signature]
Principal

P.V.G.'s College of Science
Vidyanagari, S. No. 44, Pa
Pune - 411 009



PVG's College of Science, Pune -09

4.4.1 Average expenditure incurred on maintenance of physical facilities and academic support facilities excluding salary component.

4.4.1 Academic & Physical Facilities

Pune Vidvarthi Griha's College of Science, Pune-411009.
Budget for the year 2014-15

| Estimated Receipts | | Amount | Estimated Expenditure Head | Amount |
|---------------------------|-------|--------------------|---------------------------------|--------------------|
| Recurring Receipts | | | Recurring Expenses | |
| Fee Collection | | 18900560.00 | Salaries | 12637603 |
| F.Y. 80 Students x | 34620 | 2769600 | Affiliation & Continuation | 50000 |
| S.Y. 90 Students x | 34080 | 3067200 | Advertisement | 90000 |
| T.Y. 75 Students x | 35340 | 2650500 | Audit Fees & Professional Fee | 20000 |
| MCS-I 60 Students x | 51340 | 3080400 | Conveyance | 30000 |
| MCS-II 66 Students x | 45890 | 3028740 | Competition & Sports Exps | 40000 |
| MCA-I 30 Students x | 50840 | 1525200 | Education, Seminar & Training | 50000 |
| MCA-II 23 Students x | 50990 | 1172770 | E.P.F. Employer's share | 281000 |
| MCA-III 35 students x | 45890 | 1606150 | E.P.F. Administrative Expenses | 50000 |
| Misc Receipts | | 3000.00 | Examination Expenses | 75000 |
| | | | Electricity Expenses | 600000 |
| | | | Functions & Festivals | 25000 |
| | | | Gathering & Cultural Expenses | 300000 |
| | | | Gratuity Premium | 100000 |
| | | | Library Expenses | 10000 |
| | | | Medical Expenses | 5000 |
| | | | Misc. Expenses | 30000 |
| | | | Office Expenses | 15000 |
| | | | Periodicals | 15000 |
| | | | Postage Expenses | 5000 |
| | | | Printing & Stationary Expenses | 600000 |
| | | | Staff welfare | 20000 |
| | | | Reception & Refreshment Exps. | 50000 |
| | | | Sanitation & Cleaning Expenses | 70000 |
| | | | Telephone Expenses & Internet | 100000 |
| | | | TADA to UOP Committee Exps. | 30000 |
| | | | Computer Maintenance | 150000 |
| | | | Comp Maint contract | 444000 |
| | | | Electronics Lab. Maintenance | 10000 |
| | | | Fur. & Dead stock Maintenance | 50000 |
| | | | Equipment Maintenance(AMCs) | 150000 |
| | | | Diesel Exp. | 150000 |
| | | | Rent | 720000 |
| | | | Property Tax | 35000 |
| | | | University Share from fee | 320000 |
| | | | Amt paid against 6th pay | 92000 |
| | | | | 17419603 |
| | | | Non Recurring Expenses | |
| | | | Library Books | 50000 |
| | | | Computer Purchases (Server) | 300000 |
| | | | Electronics Equipments | 75000 |
| | | | Furniture (Benches, Table etc.) | 10000 |
| | | | Furniture (Office) | 20000 |
| | | | Software upgradation (License) | 300000 |
| | | | UPS/Battery (3.5KVA) 15 | 160000 |
| | | | UPS/Battery (Small) | 30000 |
| | | | | 945000 |
| | | | Surplus | 538957 |
| Total Rs. | | 18903560.00 | | 18903560.00 |

PVG's College of Science, Pune -09

4.4.1 Average expenditure incurred on maintenance of physical facilities and academic support facilities excluding salary component.

4.4.1 Academic Facilities

**Pune Vidyarthi Griha's,
College of Science,
PUNE-411009.**

**STATEMENTS OF ACCOUNT
FOR THE YEAR ENDED
31 ST MARCH 2015**

**A. H. JOSHI & CO.
CHARTERED ACCOUNTANTS
1907, SADASHIV PETH, NATU BAUG,
PUNE – 411 030.**

PVG's College of Science, Pune -09

4.4.1 Average expenditure incurred on maintenance of physical facilities and academic support facilities excluding salary component.

THE BOMBAY PUBLIC TRUSTS ACT, 1950.
SCHEDULE VIII [VIDE RULE 17(1)]


NAME OF THE PUBLIC TRUST: Pune Vidyarthi Griha's College of Science

ADDRESS : S.NO. 44, VIDYANAGARI, PARVATI,
PUNE : 411 009.

COLLEGE OF SCIENCE BALANCE SHEET AS AT 31ST MARCH, 2015

| FUNDS & LIABILITIES | SCH. | Amount (Rs.) AS AT 31.03.2015 | PROPERTY AND ASSETS | SCH. | Amount (Rs.) AS AT 31.03.2015 |
|--|------|----------------------------------|--|------|----------------------------------|
| OTHER EARMARKED FUNDS (Created under the provisions of the trust deed on scheme or out of the income) | A | 19,004,773.06 | INVESTMENTS (Market value of the above investments is Rs.....) | | 1,086,780.74 |
| LOANS(SECURED OR UNSECURED) | B | 3,719,224.50 | FURNITURE, FIXTURES & OTHER ASSETS | C | 14,824,607.75 |
| LIABILITIES | | | LOANS(SECURED OR UNSECURED) | | - |
| | | | ADVANCES, DEPOSITS & OTHERS | D | 954,686.30 |
| | | | CASH AND BANK BALANCES | E | 1,238,082.42 |
| | | | SOCIETY'S ACCOUNT PUNE VIDYARTHI GRIHA'S A/c | F | 4,619,840.35 |
| TOTAL RS. | | 22,723,997.56 | TOTAL RS. | | 22,723,997.56 |

The above Balance Sheet to the best of my/our
belief contains a true account of the Funds &
Liabilities and of the Property & Assets of Trust.


Accountant
Principal
P.V.G's College of Science


Director
Secretary
Pune Vidyarthi Griha


Chairman

AS PER OUR REPORT OF EVEN DATE
FOR A. H. JOSHI & CO
CHARTERED ACCOUNTANTS
(Firm Reg. No. 112396W)


S.A. JOSHI
(PARTNER)
M. NO.037772

DATE: 17.03.2015
PLACE: PUNE

PVG's College of Science, Pune -09

4.4.1 Average expenditure incurred on maintenance of physical facilities and academic support facilities excluding salary component.

THE BOMBAY PUBLIC TRUSTS ACT, 1950.
SCHEDULE IX [Vide Rule 17 (1)]

NAME OF THE PUBLIC TRUST: Pune Vidyarthi Griha's College of Science
ADDRESS : S.NO. 44, VIDYANAGARI, PARVATI,
PUNE : 411 009.

COLLEGE OF SCIENCE
INCOME AND EXPENDITURE ACCOUNT
FOR THE YEAR ENDED 31.3.2015

| EXPENDITURE | SCH. | AMOUNT (RS.) FOR THE YEAR ENDED (31.03.2015) | INCOME | SCH. | AMOUNT (RS.) FOR THE YEAR ENDED (31.03.2015) | AMOUNT (RS.) FOR THE YEAR ENDED (31.03.2015) |
|---|------|--|---|--------|--|--|
| TO EXPENDITURE IN RESPECT OF PROPERTIES | | | BY RENT | | | |
| TO ESTABLISHMENT EXPENSES | | | BY INTEREST : Interest on FD | | | |
| TO REMUNERATION TO TRUSTEES | | | BY DIVIDEND | | | |
| TO LEGAL EXPENSES | | | BY DONATIONS IN CASH OR KIND | | | |
| TO AUDIT FEES | | | BY GRANTS | | | |
| TO CONTRIBUTION AND FEES | | | BY INCOME FROM OTHER SOURCES Other Income Fees Received | H I | 889,369.00 19,387,821.00 | 20,277,190.00 |
| TO AMOUNTS WRITTEN OFF | | | BY MISCELLANEOUS RECEIPTS | | | |
| TO MISCELLANEOUS EXPENSES | | | BY TRANSFER FROM RESERVE | | | |
| TO DEPRECIATION | C | 600,169.73 | BY DEFICIT CARRIED OVER TO Pune Vidyarthi Griha's A/c | | | |
| TO AMOUNTS TRANSFERRED TO RESERVE OR SPECIFIC FUNDS Equipments and Other Assets Fund | A | | | | | |
| TO EXPENDITURE ON OBJECTS OF THE TRUST | G | 15,561,415.00 | | | | |
| TO SURPLUS CARRIED OVER TO PUNE VIDYARTHI GRIHA'S A/C | | 4,115,605.27 | | | | |
| TOTAL RS. | | 20,277,190.00 | TOTAL RS. | | 20,277,190.00 | 20,277,190.00 |

AS PER OUR REPORT OF EVEN DATE
FOR A. H. JOSHI & CO
CHARTERED ACCOUNTANTS
(Firm Reg. No. 112396W)

[Signature]
S.A. JOSHI
(PARTNER)
M. NO.037772

[Signature]
Accountant
Principal
P.V.G.'s College of Science

[Signature]
Director
Secretary
Pune Vidyarthi Griha

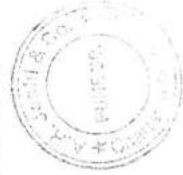
DATE: 14/03/2015
PLACE: PUNE

PVG's College of Science, Pune -09

4.4.1 Average expenditure incurred on maintenance of physical facilities and academic support facilities excluding salary component.

SCHEDULE : C
SCHEDULE OF DEPRECIATION


| SR. NO. | PARTICULARS | GROSS BLOCK AS AT 1.04.2014 | ADDITIONS/ (DEDUCTIONS) (RS.) | TOTAL (RS.) | RATE | DEPRECIATION DURING THE YEAR | | TOTAL (RS.) | W.D.V. AS AT 31.3.2014 | W.D.V. AS AT 31.03.2015 |
|---------|----------------------------------|-----------------------------|-------------------------------|--------------|------|------------------------------|------------|--------------|------------------------|-------------------------|
| | | | | | | UP TO 31.03.2014 | YEAR | | | |
| | Air Conditioner | - | 36,980.00 | 36,980.00 | 15% | 5,547.00 | 5,547.00 | 5,547.00 | 31,433.00 | 31,433.00 |
| | Aluminium Rack | - | 3,000.00 | 3,000.00 | 15% | 450.00 | 450.00 | 450.00 | 2,550.00 | 2,550.00 |
| 1 | Automatic Master Printer | 132,000.00 | 3,000.00 | 132,000.00 | 15% | 19,973.40 | 5,395.31 | 50,491.07 | 35,968.75 | 30,573.44 |
| 2 | Barcode Scanner | 4,368.00 | 4,368.00 | 4,368.00 | 15% | 1,649.68 | 1,762.8 | 1,649.68 | 1,175.20 | 998.92 |
| 3 | Cannon Copier Machine | 247,763.00 | 247,763.00 | 247,763.00 | 15% | 4,833.32 | 4,833.32 | 45,231.78 | 32,222.14 | 27,388.82 |
| 4 | Benches | 317,356.00 | 317,356.00 | 317,356.00 | 10% | 7,512.03 | 7,512.03 | 70,560.30 | 75,120.27 | 67,608.24 |
| 5 | Black Board | 7,540.00 | 7,540.00 | 7,540.00 | 10% | 123.24 | 123.24 | 977.94 | 1,232.43 | 1,109.19 |
| 6 | Battery & UPS | 1,189,966.00 | 8,900.00 | 1,198,866.00 | 15% | 319,920.48 | 39,610.69 | 359,531.17 | 255,171.27 | 224,460.58 |
| 7 | Book Case | 200,878.00 | 200,878.00 | 200,878.00 | 10% | 7,512.03 | 7,512.03 | 4,370.15 | 3,113.63 | 67,608.24 |
| 8 | Calculators | 11,080.00 | 11,080.00 | 11,080.00 | 15% | 1,649.68 | 1,762.8 | 62,803.57 | 119,653.45 | 101,705.43 |
| 9 | CCTV | 164,509.00 | 164,509.00 | 164,509.00 | 15% | 17,948.02 | 17,948.02 | 13,720.55 | 17,290.98 | 15,561.88 |
| 10 | Chairs | 34,313.00 | 34,313.00 | 34,313.00 | 10% | 1,729.10 | 1,729.10 | 99,528.10 | 125,427.85 | 112,885.06 |
| 11 | Computer Lab. Tables | 314,619.00 | 314,619.00 | 314,619.00 | 10% | 12,542.78 | 12,542.78 | 1,511,043.94 | 151,118.39 | 151,118.39 |
| 12 | Computers | 5,097,608.40 | 364,508.00 | 5,462,116.40 | 60% | 226,677.59 | 104,916.80 | 623,302.16 | 161,290.19 | 314,750.39 |
| 13 | Computer Software Licence Copies | 2,062,361.00 | 258,377.00 | 2,320,738.00 | 25% | 518,385.36 | 293.25 | 1,328.25 | 1,955.00 | 1,661.75 |
| 14 | Cordless MIC | 2,300.00 | 194,987.00 | 197,287.00 | 15% | 1,035.00 | 32,556.82 | 123,146.01 | 130,581.17 | 293,011.35 |
| 15 | Digital Projector | 338,987.50 | 338,987.50 | 338,987.50 | 10% | 90,589.19 | 42.50 | 6,888.54 | 70.83 | 1,540.54 |
| 16 | Dot Matrix Printer | 128,642.00 | 128,642.00 | 128,642.00 | 60% | 6,846.04 | 271.96 | 2,544.17 | 1,812.41 | 5,919.54 |
| 17 | Drum Set | 10,200.00 | 10,200.00 | 10,200.00 | 15% | 2,272.30 | 657.73 | 5,219.12 | 6,577.26 | 103,482.71 |
| 18 | Electrical & Installation | 35,301.00 | 35,301.00 | 35,301.00 | 10% | 4,561.40 | 11,498.08 | 91,238.27 | 114,980.79 | 5,670.17 |
| 19 | Electronic Equipment | 459,361.75 | 459,361.75 | 459,361.75 | 10% | 79,740.19 | 630.02 | 4,999.25 | 6,300.19 | 1,007.29 |
| 20 | Electronic Lab. Tables | 32,960.00 | 32,960.00 | 32,960.00 | 10% | 4,369.23 | 698.57 | 789.30 | 1,007.29 | 906.56 |
| 21 | Emergency Lamp | 2,600.00 | 2,600.00 | 2,600.00 | 10% | 688.57 | 100.73 | 15,503.27 | 19,537.62 | 17,583.86 |
| 22 | Fan | 49,427.00 | 49,427.00 | 49,427.00 | 10% | 13,549.51 | 1,953.76 | 1,346.24 | 1,346.24 | 1,144.30 |
| 23 | Fax Machine | 7,110.00 | 7,110.00 | 7,110.00 | 15% | 1,687.84 | 201.94 | 1,687.84 | 642.85 | 578.56 |
| 24 | Flag Stand and Pipe | 2,950.00 | 2,950.00 | 2,950.00 | 10% | 445.82 | 64.28 | 510.11 | 19,497.48 | 16,572.86 |
| 25 | Furniture & Dead Stock | 78,541.00 | 78,541.00 | 78,541.00 | 15% | 24,444.92 | 2,924.62 | 27,369.54 | 182.43 | 155.07 |
| 26 | Gas Stove | 1,050.00 | 1,050.00 | 1,050.00 | 15% | 228.72 | 27.36 | 256.08 | 121,306.02 | 121,306.02 |
| 27 | Generator | 518,034.00 | 518,034.00 | 518,034.00 | 15% | 179,926.10 | 21,406.94 | 200,333.04 | 142,712.96 | 2,690.03 |
| 28 | Glass Board | 27,000.00 | 27,000.00 | 27,000.00 | 15% | 4,410.29 | 527.65 | 4,937.94 | 3,517.68 | 2,664.45 |
| 29 | Hall Size Storewell | 6,000.00 | 6,000.00 | 6,000.00 | 15% | 980.07 | 117.26 | 1,097.32 | 781.70 | 2,258.26 |
| 30 | H.P. Printer 1022 | 9,750.00 | 9,750.00 | 9,750.00 | 15% | 3,330.93 | 398.52 | 3,729.45 | 2,656.78 | 2,258.26 |
| 31 | Library Books | 1,042,036.30 | 1,042,036.30 | 1,042,036.30 | 15% | 214,975.59 | 31,121.00 | 246,096.59 | 171,466.33 | 176,352.33 |
| 32 | Library Tables | 78,000.00 | 78,000.00 | 78,000.00 | 10% | 11,788.31 | 1,699.81 | 13,488.12 | 16,998.07 | 15,298.26 |
| 33 | Magazine Stand | 2,472.30 | 2,472.30 | 2,472.30 | 10% | 373.65 | 53.88 | 427.52 | 538.77 | 484.90 |
| 34 | Master Lock | 490.00 | 490.00 | 490.00 | 10% | 73.92 | 10.66 | 84.58 | 106.59 | 95.93 |
| 35 | Mic | 5,196.00 | 5,196.00 | 5,196.00 | 15% | 2,338.20 | 662.49 | 3,000.69 | 4,416.60 | 3,754.11 |
| 36 | Notice Board | 25,213.00 | 25,213.00 | 25,213.00 | 10% | 7,274.62 | 1,048.96 | 8,323.58 | 10,489.58 | 9,440.62 |
| 37 | Number Machine | 1,445.00 | 1,445.00 | 1,445.00 | 15% | 46.24 | 46.24 | 308.24 | 262.01 | 262.01 |
| 38 | Office Tables | 148,195.00 | 148,195.00 | 148,195.00 | 10% | 386.47 | 5,489.40 | 43,644.05 | 43,644.05 | 49,404.64 |
| 39 | OHP | 14,077.00 | 14,077.00 | 14,077.00 | 10% | 30,267.53 | 409.02 | 35,756.94 | 4,090.19 | 3,681.17 |
| 40 | PCO Coin Box | 2,500.00 | 2,500.00 | 2,500.00 | 15% | 2,836.58 | 86.86 | 812.83 | 579.04 | 492.18 |
| 41 | Plastic Chairs | 22,110.00 | 22,110.00 | 22,110.00 | 10% | 3,203.95 | 433.65 | 4,336.52 | 4,336.52 | 3,902.87 |
| 42 | Platform | 24,000.00 | 24,000.00 | 24,000.00 | 10% | 3,627.18 | 523.02 | 4,150.20 | 5,230.18 | 4,707.16 |



PVG's College of Science, Pune -09

4.4.1 Average expenditure incurred on maintenance of physical facilities and academic support facilities excluding salary component.

| SR. NO. | PARTICULARS | GROSS BLOCK AS AT | | ADDITIONS/ (DEDUCTIONS) | TOTAL | RATE | DEPRECIATION DURING THE YEAR | | TOTAL | W.D.V. AS AT | |
|------------------|-------------------------------------|----------------------|---------------------|-------------------------|----------------------|------|------------------------------|---------------------|---------------------|---------------------|------------|
| | | 01.04.2014 | 31.03.2014 | | | | UP TO 31.03.2014 | 31.03.2014 | | 31.03.2014 | 31.03.2015 |
| 43 | Podium | 6,115.00 | 1,301.68 | | 6,115.00 | 10% | 176.18 | 1,477.86 | 1,761.81 | 1,585.63 | |
| 44 | Pump | 8,753.00 | 2,330.78 | | 8,753.00 | 10% | 336.09 | 2,666.87 | 3,360.86 | 3,024.77 | |
| 45 | Biograph Digital Duplicator Machine | 179,010.00 | 80,554.50 | | 179,010.00 | 15% | 22,823.78 | 103,378.28 | 152,158.50 | 129,334.73 | |
| 46 | Shoes Stand | 12,750.00 | 4,110.53 | | 12,750.00 | 15% | 491.79 | 4,602.32 | 3,278.60 | 2,786.81 | |
| 47 | name boards | 14,336.00 | 4,300.80 | | 14,336.00 | 15% | 1,505.28 | 5,806.08 | 10,035.20 | 8,529.92 | |
| 48 | Sound System | 25,983.00 | 6,981.19 | | 25,983.00 | 10% | 1,006.65 | 7,987.84 | 10,066.47 | 9,059.82 | |
| 49 | Stools | 14,210.00 | 2,073.03 | | 14,210.00 | 10% | 298.92 | 2,702.94 | 2,989.21 | 2,690.29 | |
| 50 | Storewell | 86,200.50 | 18,745.15 | | 86,200.50 | 10% | 535.50 | 2,702.94 | 27,029.42 | 24,326.48 | |
| 51 | Tally | 13,790.00 | 4,467.15 | | 13,790.00 | 15% | 644.14 | 5,111.29 | 5,111.29 | 3,034.50 | |
| 52 | Telephone Instruments | 60,545.00 | 21,908.71 | | 60,545.00 | 15% | 6,441.39 | 24,529.90 | 6,441.39 | 5,797.25 | |
| 53 | Telephone Systems | 4,041.00 | 1,177.39 | | 4,041.00 | 10% | 169.77 | 1,347.16 | 1,697.72 | 1,485.39 | |
| 54 | Utensils | 5,330.00 | 1,073.97 | | 5,330.00 | 10% | 154.86 | 1,228.83 | 1,527.95 | 1,393.74 | |
| 55 | Vacuum Cleaner | 1,765.00 | 7,032.99 | | 1,765.00 | 10% | 1,014.12 | 8,047.11 | 1,548.60 | 1,393.74 | |
| 56 | Visitors Chairs | 1,765.00 | 589.01 | | 1,765.00 | 10% | 84.93 | 673.94 | 849.32 | 764.39 | |
| 57 | Wall Clocks | 250.00 | 181.21 | | 250.00 | 10% | 9.69 | 26.85 | 96.85 | 87.17 | |
| 58 | Water Tank Stand | 900.00 | 900.00 | | 900.00 | 10% | 26.13 | 207.34 | 261.29 | 235.16 | |
| 59 | Weighting Machine | 30,476.00 | 8,866.07 | | 30,476.00 | 10% | 1,295.74 | 10,281.81 | 12,957.39 | 11,661.65 | |
| 60 | Wheel Chairs | 60,598.00 | 3,737.17 | | 60,598.00 | 10% | 538.92 | 4,276.09 | 5,389.22 | 4,850.30 | |
| 61 | White Boards | 17,000.00 | 3,425.66 | | 17,000.00 | 10% | 493.96 | 3,919.62 | 4,939.61 | 4,445.65 | |
| 62 | Wooden Chairs | 3,360.00 | 677.07 | | 3,360.00 | 10% | 97.63 | 774.70 | 976.30 | 878.67 | |
| 63 | Writing Desk | 74,375.00 | 25,528.24 | | 74,375.00 | 10% | 3,681.03 | 29,209.27 | 36,810.26 | 33,139.23 | |
| 64 | Writing Pad Chairs | 2,500.00 | 829.26 | | 2,500.00 | 10% | 119.57 | 948.83 | 1,195.74 | 1,076.17 | |
| 65 | DLP Remove | 6,000.00 | 1,990.22 | | 6,000.00 | 10% | 286.98 | 2,277.20 | 2,869.78 | 2,582.80 | |
| 66 | DVD | 23,000.00 | 7,629.17 | | 23,000.00 | 10% | 1,100.08 | 8,729.25 | 11,000.83 | 9,900.75 | |
| 67 | Portable Visual Presenter | 8,165.00 | 2,708.36 | | 8,165.00 | 10% | 390.53 | 3,058.89 | 3,905.12 | 3,514.77 | |
| 68 | Rolling White Screen | 7,160.00 | 59,058.98 | | 7,160.00 | 10% | 366.61 | 59,425.39 | 3,805.12 | 3,424.61 | |
| 69 | DLP Trolley | 145,225.00 | 2,137.59 | | 145,225.00 | 60% | 308.22 | 2,445.82 | 3,082.23 | 2,774.00 | |
| 70 | Epsan Lx 300 Printer | 5,800.00 | 175.07 | | 5,800.00 | 10% | 25.24 | 200.31 | 232.43 | 227.19 | |
| 71 | Folding Table | 475.00 | 10,986.33 | | 475.00 | 10% | 1,584.17 | 12,570.50 | 15,841.67 | 14,257.50 | |
| 72 | Letter Box | 26,828.00 | 1,658.52 | | 26,828.00 | 10% | 239.15 | 1,897.66 | 2,391.48 | 2,152.34 | |
| 73 | UPS Stand | 4,500.00 | 7,624.67 | | 4,500.00 | 10% | 1,099.43 | 8,724.10 | 10,994.33 | 9,894.90 | |
| 74 | Weighting Scale | 29,644.00 | 2,226.96 | | 29,644.00 | 60% | 13.82 | 2,240.78 | 23.04 | 9.22 | |
| 75 | Fire Safety | 2,250.00 | 8,160.00 | | 2,250.00 | 60% | (816.00) | 7,344.00 | (1,360.00) | 143.36 | |
| 76 | H.P.DeskJet Printer | 6,800.00 | 34,641.60 | | 6,800.00 | 60% | 215.04 | 34,856.64 | 358.40 | 157.61 | |
| 77 | HP lazer jet | 35,000.00 | 38,085.96 | | 35,000.00 | 60% | 236.42 | 38,322.39 | 394.04 | 2,660.93 | |
| 78 | Laptop | 38,480.00 | 2,050.42 | | 38,480.00 | 60% | 295.66 | 2,346.07 | 2,956.58 | 9,983.37 | |
| 79 | Printer 3005 | 5,007.00 | 10,754.86 | | 5,007.00 | 10% | 1,761.77 | 12,516.63 | 11,745.14 | 5,590.69 | |
| 80 | Side Table | 7,425.00 | 6,022.72 | | 7,425.00 | 15% | 986.59 | 7,009.31 | 6,577.28 | 4,296.33 | |
| 81 | HP Printer cp 1515N | 12,600.00 | 4,135.50 | | 12,600.00 | 15% | 758.18 | 4,893.68 | 5,054.50 | 30,634.00 | |
| 82 | Time Attendance Machine | 9,190.00 | 6,360.00 | | 9,190.00 | 15% | 5,406.00 | 11,765.00 | 36,040.00 | - | |
| 84 | Website | 42,400.00 | | | 42,400.00 | 15% | | | | | |
| TOTAL RS. | | 13,910,598.75 | 3,580,377.41 | 914,009.00 | 14,824,607.75 | | 600,169.73 | 4,180,547.14 | 2,064,011.92 | 2,338,415.19 | |



PVG's College of Science, Pune -09

4.4.1 Average expenditure incurred on maintenance of physical facilities and academic support facilities excluding salary component.

4.4.1 Academic Facilities

SCHEDULE : G EXPENDITURE ON OBJECTS OF THE TRUST

| SR. NO. | PARTICULARS | AMOUNT FOR YEAR ENDED 31.03.2015 |
|------------------|------------------------------------|----------------------------------|
| 1 | Affiliation & Continuation | 113,800.00 |
| 2 | Bank Commission & Charges | 5,233.00 |
| 3 | Competition Participation Exps. | 500.00 |
| 4 | Computer Maintenance | 482,785.50 |
| 5 | Conveyance | 26,472.00 |
| 6 | Corpus Fund | 1,776.00 |
| 7 | Diesel Exp. | 73,784.00 |
| 8 | Education Seminar & Training Exps. | 91,200.00 |
| 9 | Electricity Exps. | 525,581.00 |
| 10 | Electronics Equipments Maintenance | 40,426.00 |
| 11 | EPF Administration Exps. | 87,468.00 |
| 12 | EPF Employers' Share | 437,957.00 |
| 13 | Examination Exps. | 186,160.00 |
| 14 | Fee Refund | 1,135,107.00 |
| 15 | Gathering & Cultural Exps. | 238,241.00 |
| 16 | Gratuity Premium | 164,575.00 |
| 17 | Medical Exps. | 3,712.00 |
| 18 | Office Exps. | 15,316.00 |
| 19 | Periodicals | 11,568.00 |
| 20 | Postage | 330.00 |
| 21 | Printing & Stationary | 545,153.00 |
| 22 | Professional Fee | 233,100.00 |
| 23 | Reception | 43,609.00 |
| 24 | Rent | 720,000.00 |
| 25 | Reparing & Maint | 393,924.50 |
| 26 | Salary MCA Staff | 6,200.00 |
| 27 | Salary MCS Staff | 174,100.00 |
| 28 | Salary Non Teaching | 1,972,649.00 |
| 29 | Salary Overtime | 300.00 |
| 30 | Salary Teaching | 7,622,884.00 |
| 31 | Sanitation & Cleaning Exps. | 37,276.00 |
| 32 | Sports Exps. | 7,068.00 |
| 33 | T.A.D.A. | 7,000.00 |
| 34 | Telephone Exps. | 156,160.00 |
| TOTAL RS. | | 15,561,415.00 |

SCHEDULE : H OTHER INCOME

| SR. NO. | PARTICULARS | AMOUNT FOR YEAR ENDED 31.03.2015 |
|------------------|------------------------------|----------------------------------|
| 1 | Fines | 5,778.00 |
| 2 | Interest on Advance | 722.00 |
| 3 | MCS Entrance | 150,750.00 |
| 4 | Environmental Science Course | 25,480.00 |
| 5 | miscellaneous receipts | 150,539.00 |
| 6 | Practical Workbook Files | 556,100.00 |
| TOTAL RS. | | 889,369.00 |

PVG's College of Science, Pune -09

4.4.1 Average expenditure incurred on maintenance of physical facilities and academic support facilities excluding salary component.

4.4.1 Physical Facilities
Pune Vidyartha Griha's College of Science, Pune-411009.
Budget for the year 2014-15

| Anticipated Receipts | Amount | Estimated Expenditure Head | Amount |
|-----------------------------|--------------------|---------------------------------|--------------------|
| Recurring Receipts | | Recurring Expenses | |
| Fee Collection | 18900560.00 | Salaries | 12637603 |
| F.Y. 80 Students x 34620 | 2769600 | Affiliation & Continuation | 50000 |
| S.Y. 90 Students x 34080 | 3067200 | Advertisement | 90000 |
| T.Y. 75 Students x 35340 | 2650500 | Audit Fees & Professional Fee | 20000 |
| MCS-I 60 Students x 51340 | 3080400 | Conveyance | 30000 |
| MCS-II 66 Students x 45890 | 3028740 | Competition & Sports Exps | 40000 |
| MCA-I 30 Students x 50840 | 1525200 | Education, Seminar & Training | 50000 |
| MCA-II 23 Students x 50990 | 1172770 | E.P.F. Employer's share | 281000 |
| MCA-III 35 students x 45890 | 1606150 | E.P.F. Administrative Expenses | 50000 |
| | | Examination Expenses | 75000 |
| | | Electricity Expenses | 600000 |
| | | Functions & Festivals | 25000 |
| | | Gathering & Cultural Expenses | 300000 |
| Misc Receipts | 3000.00 | Gratuity Premium | 100000 |
| | | Library Expenses | 10000 |
| | | Medical Expenses | 5000 |
| | | Misc. Expenses | 30000 |
| | | Office Expenses | 15000 |
| | | Periodicals | 15000 |
| | | Postage Expenses | 5000 |
| | | Printing & Stationary Expenses | 600000 |
| | | Staff welfare | 20000 |
| | | Reception & Refreshment Exps. | 50000 |
| | | Sanitation & Cleaning Expenses | 70000 |
| | | Telephone Expenses & Internet | 100000 |
| | | TADA to UOP Committee Exps. | 30000 |
| | | Computer Maintenance | 150000 |
| | | Comp Maint contract | 444000 |
| | | Electronics Lab. Maintenance | 10000 |
| | | Fur. & Dead stock Maintenance | 50000 |
| | | Equipment Maintenance(AMCs) | 150000 |
| | | Diesel Exp. | 150000 |
| | | Rent | 720000 |
| | | Property Tax | 35000 |
| | | University Share from fee | 320000 |
| | | Amt paid against 6th pay | 92000 |
| | | | 17419603 |
| | | Non Recurring Expenses | |
| | | Library Books | 50000 |
| | | Computer Purchases (Server) | 300000 |
| | | Electronics Equipments | 75000 |
| | | Furniture (Benches, Table etc.) | 10000 |
| | | Furniture (Office) | 25000 |
| | | Software upgradation (License) | 300000 |
| | | UPS Battery (20KVA) 15 | 160000 |
| | | UPS Battery (Small) | 30000 |
| | | | 945000 |
| | | Surplus | 538957 |
| Total Rs. | 18903560.00 | | 18903560.00 |

Principal
P.V.G.'s College of Science
Vidyanagar, S. No. 411009 Parvati,
Pune - 411 009



PVG's College of Science, Pune -09

4.4.1 Average expenditure incurred on maintenance of physical facilities and academic support facilities excluding salary component.

SCHEDULE - C
SCHEDULE OF DEPRECIATION

4.4.1 Physical Facilities

| SR. NO. | PARTICULARS | GROSS BLOCK AS AT 1.04.2014 | ADDITIONS/ (DEDUCTIONS) (RS.) | TOTAL (RS.) | RATE | UP TO 31.03.2014 | | DEPRECIATION DURING THE YEAR | TOTAL (RS.) | W.D.V. AS AT 31.3.2014 | W.D.V. AS AT 31.03.2015 |
|---------|----------------------------------|-----------------------------|-------------------------------|--------------|------|------------------|------------|------------------------------|-------------|------------------------|-------------------------|
| | | | | | | 31.03.2014 | 31.03.2014 | | | | |
| | Air Conditioner | - | 36,980.00 | 36,980.00 | 15% | - | 5,547.00 | 5,547.00 | 5,547.00 | 31,433.00 | 31,433.00 |
| | Aluminum Rack | 132,000.00 | 3,000.00 | 135,000.00 | 15% | 45,095.76 | 450.00 | 5,355.31 | 50,491.07 | 35,968.75 | 2,550.00 |
| 1 | Automatic Master Printer | 4,368.00 | 4,368.00 | 8,736.00 | 15% | 1,473.40 | 176.28 | 1,649.68 | 1,649.68 | 1,175.20 | 998.92 |
| 2 | Barcode Scanner | 247,763.00 | 47,763.00 | 295,526.00 | 15% | 40,398.46 | 4,833.32 | 45,231.78 | 32,222.14 | 27,388.82 | 27,388.82 |
| 3 | Cannon Copier Machine | 317,356.00 | 317,356.00 | 634,712.00 | 10% | 63,471.20 | 7,512.03 | 70,560.23 | 70,560.23 | 564,151.77 | 67,608.24 |
| 4 | Benches | 7,540.00 | 7,540.00 | 15,080.00 | 10% | 854.70 | 123.24 | 977.94 | 977.94 | 1,232.43 | 1,109.19 |
| 5 | Black Board | 1,189,966.00 | 8,900.00 | 1,198,866.00 | 15% | 319,920.48 | 39,610.69 | 359,531.17 | 255,171.27 | 224,460.56 | 224,460.56 |
| 6 | Battery & UPS | 200,878.00 | 200,878.00 | 401,756.00 | 10% | 52,096.57 | 7,512.03 | 59,608.60 | 75,120.27 | 67,608.24 | 67,608.24 |
| 7 | Book Case | 11,080.00 | 11,080.00 | 22,160.00 | 15% | 3,903.11 | 467.04 | 4,370.15 | 3,113.63 | 2,646.59 | 2,646.59 |
| 8 | Calculators | 164,509.00 | 164,509.00 | 329,018.00 | 15% | 44,855.55 | 17,948.02 | 62,803.57 | 119,653.45 | 101,705.43 | 101,705.43 |
| 9 | CCTV | 34,313.00 | 34,313.00 | 68,626.00 | 10% | 11,991.45 | 1,729.10 | 13,720.55 | 17,290.98 | 15,561.88 | 15,561.88 |
| 10 | Chairs | 314,619.00 | 314,619.00 | 629,238.00 | 10% | 86,985.31 | 12,542.78 | 99,528.10 | 125,427.85 | 112,885.06 | 112,885.06 |
| 11 | Computer Lab. Tables | 5,097,608.40 | 364,508.00 | 5,462,116.40 | 60% | 1,284,366.35 | 226,677.59 | 1,511,043.94 | 13,287.98 | 151,118.39 | 151,118.39 |
| 12 | Computers | 2,062,361.00 | 258,377.00 | 2,320,738.00 | 25% | 518,385.36 | 104,916.80 | 623,302.16 | 161,290.19 | 314,750.39 | 314,750.39 |
| 13 | Computer Software Licence Copies | 2,300.00 | 2,300.00 | 4,600.00 | 25% | 1,035.00 | 293.25 | 1,328.25 | 1,955.00 | 1,661.75 | 1,661.75 |
| 14 | Coreless Mic | 338,987.50 | 194,987.00 | 533,974.50 | 10% | 90,589.19 | 32,556.82 | 123,146.01 | 130,581.17 | 293,011.35 | 293,011.35 |
| 15 | Digital Projector | 128,642.00 | 128,642.00 | 257,284.00 | 60% | 6,846.04 | 42.50 | 6,888.54 | 70.83 | 1,540.54 | 1,540.54 |
| 16 | Dot Matrix Printer | 10,200.00 | 10,200.00 | 20,400.00 | 15% | 2,272.30 | 271.86 | 2,544.17 | 2,544.17 | 5,919.54 | 5,919.54 |
| 17 | Drum Set | 35,301.00 | 35,301.00 | 70,602.00 | 10% | 4,561.40 | 521.12 | 5,082.52 | 6,577.26 | 103,482.71 | 103,482.71 |
| 18 | Electrical & Installation | 459,361.75 | 459,361.75 | 918,723.50 | 10% | 79,740.19 | 11,498.08 | 91,238.27 | 114,880.79 | 5,670.17 | 5,670.17 |
| 19 | Electronic Equipment | 32,960.00 | 32,960.00 | 65,920.00 | 10% | 4,369.23 | 630.02 | 4,999.25 | 6,300.19 | 906.56 | 906.56 |
| 20 | Electronic Lab. Tables | 2,600.00 | 2,600.00 | 5,200.00 | 10% | 698.57 | 100.73 | 799.30 | 799.30 | 1,007.29 | 1,007.29 |
| 21 | Emergency Lamp | 49,427.00 | 49,427.00 | 98,854.00 | 10% | 13,549.51 | 1,953.76 | 15,503.27 | 19,537.62 | 17,583.86 | 17,583.86 |
| 22 | Fan | 7,110.00 | 7,110.00 | 14,220.00 | 15% | 1,687.84 | 201.94 | 1,889.78 | 1,346.24 | 1,144.30 | 1,144.30 |
| 23 | Fax Machine | 2,950.00 | 2,950.00 | 5,900.00 | 10% | 445.82 | 64.28 | 510.11 | 642.85 | 5,785.15 | 5,785.15 |
| 24 | Flag Stand and Ripe | 78,541.00 | 78,541.00 | 157,082.00 | 15% | 24,444.92 | 2,924.62 | 27,369.54 | 19,497.48 | 16,572.86 | 16,572.86 |
| 25 | Furniture & Dead Stock | 1,050.00 | 1,050.00 | 2,100.00 | 15% | 228.72 | 27.36 | 256.08 | 182.43 | 155.07 | 155.07 |
| 26 | Gas Stove | 518,034.00 | 518,034.00 | 1,036,068.00 | 15% | 178,926.10 | 21,406.94 | 200,333.04 | 142,712.96 | 121,306.02 | 121,306.02 |
| 27 | Generator | 27,000.00 | 27,000.00 | 54,000.00 | 15% | 4,410.29 | 527.65 | 4,937.94 | 3,517.68 | 2,990.03 | 2,990.03 |
| 28 | Glass Board | 6,000.00 | 6,000.00 | 12,000.00 | 15% | 980.07 | 117.26 | 1,097.32 | 781.70 | 664.45 | 664.45 |
| 29 | Hall Size Storewell | 9,750.00 | 9,750.00 | 19,500.00 | 15% | 3,330.93 | 398.52 | 3,729.45 | 2,656.78 | 2,258.28 | 2,258.28 |
| 30 | H.P. Printer 1022 | 1,042,036.30 | 36,007.00 | 1,078,043.30 | 15% | 214,975.59 | 31,121.00 | 246,096.59 | 171,466.33 | 176,352.33 | 176,352.33 |
| 31 | Library Books | 78,000.00 | 78,000.00 | 156,000.00 | 10% | 11,788.31 | 1,699.81 | 13,488.12 | 16,998.07 | 15,298.26 | 15,298.26 |
| 32 | Library Tables | 2,472.30 | 2,472.30 | 4,944.60 | 10% | 373.65 | 53.88 | 427.52 | 538.77 | 484.90 | 484.90 |
| 33 | Magazine Stand | 490.00 | 490.00 | 980.00 | 10% | 73.92 | 10.66 | 84.58 | 106.59 | 95.93 | 95.93 |
| 34 | Master Lock | 5,196.00 | 5,196.00 | 10,392.00 | 15% | 2,338.20 | 662.49 | 3,000.69 | 4,416.60 | 3,754.11 | 3,754.11 |
| 35 | Mic | 1,445.00 | 1,445.00 | 2,890.00 | 10% | 7,274.62 | 1,048.96 | 8,323.58 | 10,489.58 | 9,440.62 | 9,440.62 |
| 36 | Notice Board | 136,945.00 | 136,945.00 | 273,890.00 | 15% | 386.47 | 46.24 | 432.70 | 308.24 | 262.01 | 262.01 |
| 37 | Number Machine | 14,077.00 | 14,077.00 | 28,154.00 | 10% | 30,267.53 | 5,489.40 | 35,756.94 | 43,644.05 | 49,404.64 | 49,404.64 |
| 38 | Office Tables | 2,500.00 | 2,500.00 | 5,000.00 | 10% | 725.97 | 409.02 | 1,135.00 | 1,469.02 | 4,090.19 | 4,090.19 |
| 39 | OHP | 22,110.00 | 22,110.00 | 44,220.00 | 15% | 3,209.95 | 86.86 | 3,296.81 | 4,090.19 | 3,681.17 | 3,681.17 |
| 40 | PCO Coin Box | 24,000.00 | 24,000.00 | 48,000.00 | 10% | 3,624.98 | 433.65 | 4,058.63 | 5,092.61 | 4,902.87 | 4,902.87 |
| 41 | Plastic Chairs | 24,000.00 | 24,000.00 | 48,000.00 | 10% | 3,624.98 | 433.65 | 4,058.63 | 5,092.61 | 4,902.87 | 4,902.87 |
| 42 | Platform | 24,000.00 | 24,000.00 | 48,000.00 | 10% | 3,624.98 | 433.65 | 4,058.63 | 5,092.61 | 4,902.87 | 4,902.87 |



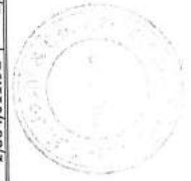
Principal
P.V.G.'s College of Science
Vidyanagari, S. No. 44, Parvati,
Pune - 411 009



PVG's College of Science, Pune -09

4.4.1 Average expenditure incurred on maintenance of physical facilities and academic support facilities excluding salary component.

| SR. NO. | PARTICULARS | GROSS BLOCK AS AT 01.04.2014 | ADDITIONS/ (DEDUCTIONS) | TOTAL | RATE | DEPRECIATION DURING THE YEAR | | TOTAL | W.D.V. AS AT 31.03.2014 | W.D.V. AS AT 31.03.2015 |
|---------|-------------------------------------|------------------------------|-------------------------|----------------------|------|------------------------------|-------------------|---------------------|-------------------------|-------------------------|
| | | | | | | UP TO 31.03.2014 | YEAR | | | |
| 43 | Podium | 6,115.00 | | 6,115.00 | 10% | 1,301.68 | 176.18 | 1,477.86 | 1,761.81 | 1,585.63 |
| 44 | Pump | 8,753.00 | | 8,753.00 | 10% | 2,330.78 | 336.09 | 2,666.87 | 3,360.86 | 3,024.77 |
| 45 | Biograph Digital Duplicator Machine | 179,010.00 | | 179,010.00 | 15% | 80,554.50 | 22,823.78 | 103,378.28 | 152,158.50 | 129,334.73 |
| 46 | Shoes Stand | 14,336.00 | | 12,750.00 | 15% | 4,110.53 | 491.79 | 4,602.32 | 3,278.60 | 2,786.81 |
| 47 | Name boards | 25,983.00 | | 25,983.00 | 10% | 6,981.19 | 1,505.28 | 8,486.47 | 10,035.20 | 8,529.92 |
| 48 | Sound System | 14,210.00 | | 14,210.00 | 10% | 2,073.03 | 1,006.65 | 2,979.68 | 10,066.47 | 9,059.82 |
| 49 | Stools | 86,200.50 | | 86,200.50 | 10% | 18,745.15 | 2,702.94 | 21,448.09 | 27,029.42 | 24,326.48 |
| 50 | Storwell | 4,200.00 | | 4,200.00 | 15% | 1,890.00 | 535.50 | 2,425.50 | 3,034.50 | 2,579.25 |
| 51 | Tally | 13,790.00 | | 13,790.00 | 10% | 4,467.15 | 644.14 | 5,111.29 | 6,441.39 | 5,797.25 |
| 52 | Telephone Instruments | 60,545.00 | | 60,545.00 | 15% | 21,908.71 | 2,621.19 | 24,529.90 | 17,474.58 | 14,853.39 |
| 53 | Telephone Systems | 4,041.00 | | 4,041.00 | 10% | 1,177.39 | 169.77 | 1,347.16 | 1,697.72 | 1,527.95 |
| 54 | Utlensils | 5,330.00 | | 5,330.00 | 10% | 1,073.97 | 154.86 | 1,228.83 | 1,548.60 | 1,393.74 |
| 55 | Vacuum Cleaner | 19,100.00 | | 19,100.00 | 10% | 7,032.99 | 1,014.12 | 8,047.11 | 10,141.17 | 9,127.05 |
| 56 | Visitors Chairs | 1,765.00 | | 1,765.00 | 10% | 589.01 | 84.93 | 673.94 | 849.32 | 764.39 |
| 57 | Wall Clocks | 250.00 | | 250.00 | 10% | 67.17 | 9.69 | 76.85 | 96.85 | 87.17 |
| 58 | Water Tank Stand | 900.00 | | 900.00 | 10% | 181.21 | 26.13 | 207.34 | 261.29 | 235.16 |
| 59 | Weighting Machine | 30,476.00 | | 30,476.00 | 10% | 8,986.07 | 1,295.74 | 10,281.81 | 12,957.39 | 11,661.65 |
| 60 | Wheel Chairs | 60,598.00 | | 60,598.00 | 10% | 3,737.17 | 538.92 | 4,276.09 | 5,389.22 | 4,850.30 |
| 61 | White Boards | 17,000.00 | | 17,000.00 | 10% | 3,425.66 | 493.96 | 3,919.62 | 4,939.61 | 4,445.65 |
| 62 | Wooden Chairs | 3,360.00 | | 3,360.00 | 10% | 677.07 | 97.63 | 774.70 | 976.30 | 878.67 |
| 63 | Writing Desk | 74,375.00 | | 74,375.00 | 10% | 25,528.24 | 3,681.03 | 29,209.27 | 36,810.26 | 33,129.23 |
| 64 | Writing Pad Chairs | 2,500.00 | | 2,500.00 | 10% | 829.26 | 119.57 | 948.83 | 1,195.74 | 1,076.17 |
| 65 | DLP Remote | 23,000.00 | | 23,000.00 | 10% | 1,990.22 | 286.98 | 2,277.20 | 2,869.78 | 2,562.80 |
| 66 | DVD | 8,165.00 | | 8,165.00 | 10% | 7,629.17 | 1,100.08 | 8,729.25 | 11,000.83 | 9,900.75 |
| 67 | Portable Visual Presenter | 7,160.00 | | 7,160.00 | 10% | 2,708.56 | 380.53 | 3,089.09 | 3,905.30 | 3,514.77 |
| 68 | Rolling White Screen | 145,225.00 | | 145,225.00 | 60% | 2,638.88 | 366.61 | 3,005.49 | 3,805.12 | 3,424.61 |
| 69 | DLP Trolley | 5,800.00 | | 5,800.00 | 10% | 59,058.98 | 308.22 | 59,425.59 | 611.02 | 244.41 |
| 70 | Epsan Lx 300 Printer | 475.00 | | 475.00 | 10% | 2,137.59 | 308.22 | 2,445.82 | 3,082.23 | 2,774.00 |
| 71 | Folding Table | 26,828.00 | | 26,828.00 | 10% | 175.07 | 23.24 | 200.31 | 252.43 | 227.19 |
| 72 | Letter Box | 4,500.00 | | 4,500.00 | 10% | 10,886.33 | 1,584.17 | 12,570.50 | 15,841.67 | 14,257.50 |
| 73 | UPS Stand | 29,644.00 | | 29,644.00 | 10% | 2,658.52 | 239.15 | 2,897.67 | 2,991.48 | 2,152.34 |
| 74 | Weighting Scale | 2,250.00 | | 2,250.00 | 60% | 7,624.67 | 1,099.43 | 8,724.10 | 10,994.33 | 9,894.90 |
| 75 | Fire Safety | 6,800.00 | | 6,800.00 | 60% | 2,226.96 | 13.82 | 2,240.78 | 23.04 | 9.22 |
| 76 | HP Deskjet Printer | 35,000.00 | | 35,000.00 | 60% | 8,160.00 | (816.00) | 7,344.00 | (1,260.00) | 143.36 |
| 77 | HP lazer jet | 38,480.00 | | 38,480.00 | 60% | 34,641.60 | 215.04 | 34,856.64 | 358.40 | 157.61 |
| 78 | Printer 3005 | 5,007.00 | | 5,007.00 | 60% | 38,085.96 | 236.42 | 38,322.39 | 394.04 | 2,660.93 |
| 79 | Side Table | 7,425.00 | | 7,425.00 | 10% | 2,050.42 | 295.66 | 2,346.07 | 2,956.58 | 2,660.93 |
| 80 | HP Printer cp 1515N | 12,600.00 | | 12,600.00 | 15% | 10,754.86 | 1,761.77 | 12,516.63 | 11,745.14 | 9,983.37 |
| 81 | Time Attendance Machine | 9,190.00 | | 9,190.00 | 15% | 6,022.72 | 986.59 | 7,009.31 | 6,577.28 | 5,590.69 |
| 82 | Aquaguard | 42,400.00 | | 42,400.00 | 15% | 4,135.50 | 758.18 | 4,893.68 | 5,054.50 | 4,296.33 |
| 83 | Website | | | | | 6,360.00 | 5,406.00 | 11,766.00 | 36,040.00 | 30,634.00 |
| | TOTAL RS. | 13,910,598.75 | 914,009.00 | 14,824,607.75 | | 3,580,377.41 | 600,169.73 | 4,180,547.14 | 2,064,011.92 | 2,338,415.19 |



PVG's College of Science, Pune -09

4.4.1 Average expenditure incurred on maintenance of physical facilities and academic support facilities excluding salary component.

SCHEDULE : G *4.4.1 Physical Facilities*
EXPENDITURE ON OBJECTS OF THE TRUST

| SR. NO. | PARTICULARS | AMOUNT FOR YEAR ENDED 31.03.2015 |
|------------------|------------------------------------|----------------------------------|
| 1 | Affiliation & Continuation | 113,800.00 |
| 2 | Bank Commission & Charges | 5,233.00 |
| 3 | Competition Participation Exps. | 500.00 |
| 4 | Computer Maintenance | 482,785.50 |
| 5 | Conveyance | 26,472.00 |
| 6 | Corpus Fund | 1,776.00 |
| 7 | Diesel Exp. | 73,784.00 |
| 8 | Education Seminar & Training Exps. | 91,200.00 |
| 9 | Electricity Exps. | 525,581.00 |
| 10 | Electronics Equipments Maintenance | 40,426.00 |
| 11 | EPF Administration Exps. | 87,468.00 |
| 12 | EPF Employers' Share | 437,957.00 |
| 13 | Examination Exps. | 186,160.00 |
| 14 | Fee Refund | 1,135,107.00 |
| 15 | Gathering & Cultural Exps. | 238,241.00 |
| 16 | Gratuity Premium | 164,575.00 |
| 17 | Medical Exps. | 3,712.00 |
| 18 | Office Exps. | 15,316.00 |
| 19 | Periodicals | 11,568.00 |
| 20 | Postage | 330.00 |
| 21 | Printing & Stationary | 545,153.00 |
| 22 | Professional Fee | 233,100.00 |
| 23 | Reception | 43,609.00 |
| 24 | Rent | 720,000.00 |
| 25 | Reparing & Maint | 393,924.50 |
| 26 | Salary MCA Staff | 6,200.00 |
| 27 | Salary MCS Staff | 174,100.00 |
| 28 | Salary Non Teaching | 1,972,649.00 |
| 29 | Salary Overtime | 300.00 |
| 30 | Salary Teaching | 7,622,884.00 |
| 31 | Sanitation & Cleaning Exps. | 37,276.00 |
| 32 | Sports Exps. | 7,068.00 |
| 33 | T.A.D.A. | 7,000.00 |
| 34 | Telephone Exps. | 156,160.00 |
| TOTAL RS. | | 15,561,415.00 |



[Signature]
Principal

P.V.G.'s College of Science
Vidyanagari, S. No. 44, Parvati,
Pune - 411 009

SCHEDULE : H
OTHER INCOME


| SR. NO. | PARTICULARS | AMOUNT FOR YEAR ENDED 31.03.2015 |
|------------------|------------------------------|----------------------------------|
| 1 | Fines | 5,778.00 |
| 2 | Interest on Advance | 722.00 |
| 3 | MCS Entrance | 150,750.00 |
| 4 | Environmental Science Course | 25,480.00 |
| 5 | miscellaneous receipts | 150,539.00 |
| 6 | Practical Workbook Files | 556,100.00 |
| TOTAL RS. | | 889,369.00 |

PVG's College of Science, Pune -09

4.4.1 Average expenditure incurred on maintenance of physical facilities and academic support facilities excluding salary component.

4.4.1 Academic & Physical Facilities

Pune Vidarthi Griha's College of Science, Pune-411009.
Budget for the year 2015-16

| Estimated Receipts | Amount | Estimated Expenditure Head | Amount |
|-----------------------------|--------------------|--|--------------------|
| Recurring Receipts | | Recurring Expenses | |
| Fee Collection | 20698720.00 | Salaries | 14664430 |
| F.Y. 80 Students x 39620 | 3169600 | Affiliation & Continuation | 115000 |
| S.Y. 90 Students x 38730 | 3485700 | Advertisement | 100000 |
| T.Y. 70 Students x 41090 | 2876300 | Audit Fees & Professional Fee | 25000 |
| MCS-I 60 Students x 56340 | 3380400 | Conveyance | 30000 |
| MCS-I I 66 Students x 50540 | 3335640 | Competition & Sports Exps | 15000 |
| MCA-I 30 Students x 55840 | 1675200 | Education, Seminar & Training | 60000 |
| MCA-II 29 Students x 55240 | 1601960 | E.P.F. Employer's share | 648000 |
| MCA-III 23 students x 51040 | 1173920 | E.P.F. Administrative Expenses | 130000 |
| Misc Receipts | 3000.00 | Examination Expenses | 75000 |
| | | Electricity Expenses | 600000 |
| | | Functions & Festivals | 25000 |
| | | Gathering & Cultural Expenses | 250000 |
| | | Gratuity Premium | 100000 |
| | | Medical Expenses | 5000 |
| | | Misc. Expenses | 30000 |
| | | Office Expenses | 5000 |
| | | Periodicals | 15000 |
| | | Postage Expenses | 5000 |
| | | Printing & Stationary Expenses | 600000 |
| | | Reception & Refreshment Exps. | 60000 |
| | | Sanitation & Cleaning Expenses | 70000 |
| | | Telephone Expenses & Internet | 240000 |
| | | TADA to UOP Committee Exps. | 30000 |
| | | Computer Maintenance | 100000 |
| | | Comp Maint contract | 500000 |
| | | Electronics Lab. Maintenance | 10000 |
| | | Fur. & Dead stock Maintenance | 50000 |
| | | Equipment Maintenance(AMCs) | 150000 |
| | | Diesel Exp. | 150000 |
| | | Rent | 720000 |
| | | Property Tax | 35000 |
| | | University Share | 339692 |
| | | Advance against 6th pay | 40311 |
| | | | 19992433 |
| | | Non Recurring Expenses | |
| | | Library Books | 50000 |
| | | Computer Purchases | 300000 |
| | | Electronics Equipments | 50000 |
| | | Furniture (Benches, Table etc.) | 10000 |
| | | Furniture (Office) | 20000 |
| | | Building Painting(External) | 200000 |
| | | Building Maintenance | 100000 |
| | | Software upgradation (License) | 200000 |
| | | Terrace Shed | 200000 |
| | | UPS/Battery (3.5KVA) 15 | 160000 |
| | | UPS/Battery (Small) | 30000 |
| | | | 1320000 |
| Deficit | 610713.00 | | |
| Total Rs. | 21312433.00 |  Principal PVG's College of Science Vidarthi Griha's College of Science, Pune-411009. | 21312433.00 |

1

PVG's College of Science, Pune -09

4.4.1 Average expenditure incurred on maintenance of physical facilities and academic support facilities excluding salary component.

4.4.1 Academic Facilities

**PUNE VIDYARTHI GRIHA'S
COLLEGE OF SCIENCE
S. NO. 44, VIDYANAGARI, PARVATI,
PUNE- 411009.**



**STATEMENTS OF ACCOUNT
FOR THE YEAR ENDED
31ST MARCH 2016**

**A. H. JOSHI & CO.
CHARTERED ACCOUNTANTS
1907, SADASHIV PETH, NATU BAUG,
PUNE - 411 030.**

PVG's College of Science, Pune -09

4.4.1 Average expenditure incurred on maintenance of physical facilities and academic support facilities excluding salary component.

THE BOMBAY PUBLIC TRUSTS ACT, 1950.
SCHEDULE VIII [VIDE RULE 17(1)]

NAME OF THE PUBLIC TRUST: Pune Vidyarthi Griha's College of Science

ADDRESS : S.NO. 44, VIDYANAGARI, PARVATI,
PUNE : 411 009.

COLLEGE OF SCIENCE
BALANCE SHEET AS AT 31ST MARCH, 2016

| FUNDS & LIABILITIES | SCH. | Amount (Rs.) AS AT 31.03.2016 | PROPERTY AND ASSETS | SCH. | Amount (Rs.) AS AT 31.03.2016 |
|--|------|----------------------------------|--|------|----------------------------------|
| OTHER EARMARKED FUNDS (Created under the provisions of the trust deed on scheme or out of the income) | A | 22,810,256.55 | INVESTMENTS (Market value of the above investments is Rs.....) | | 1,232,297.01 |
| LOANS(SECURED OR UNSECURED) | | | FURNITURE, FIXTURES & OTHER ASSETS | C | 15,042,132.75 |
| LIABILITIES | B | 3,119,805.20 | LOANS(SECURED OR UNSECURED) | | - |
| | | | ADVANCES, DEPOSITS & OTHERS | D | 1,653,709.00 |
| | | | CASH AND BANK BALANCES | E | 1,074,438.56 |
| | | | SOCIETY'S ACCOUNT PUNE VIDYARTHI GRIHA'S A/C | F | 6,927,484.43 |
| TOTAL RS. | | 25,930,061.75 | TOTAL RS. | | 25,930,061.75 |

The above Balance Sheet to the best of my/our belief contains a true account of the Funds & Liabilities and of the Property & Assets of Trust.


Accountant
P.V.G.'s College of Science



Director & Secretary
Pune Vidyarthi Griha

AS PER OUR REPORT OF EVEN DATE
FOR A. H. JOSHI & CO
CHARTERED ACCOUNTANTS
(Firm Reg. No. 112396W)




S.A. JOSHI
(PARTNER)
M. NO. 037772

DATE: PUNE
PLACE: PUNE


TREASURER,
Pune Vidyarthi Griha
Pune - 411030.

2 SEP 2016

PVG's College of Science, Pune -09

4.4.1 Average expenditure incurred on maintenance of physical facilities and academic support facilities excluding salary component.

THE BOMBAY PUBLIC TRUSTS ACT, 1950.
SCHEDULE IX [Vide Rule 17 (1)]

NAME OF THE PUBLIC TRUST: Purne Vidyarthi Griha's College of Science
ADDRESS: S.NO. 44, VIDYANAGARI, PARVATI,
PUNE : 411 009.

COLLEGE OF SCIENCE
INCOME AND EXPENDITURE ACCOUNT
FOR THE YEAR ENDED 31.3.2016

| EXPENDITURE | SCH. AMOUNT (RS.) | AMOUNT (RS.) FOR THE YEAR ENDED (31.03.2016) | INCOME | SCH. AMOUNT (RS.) | AMOUNT (RS.) FOR THE YEAR ENDED (31.03.2016) |
|---|-------------------|--|---|-------------------|--|
| TO EXPENDITURE IN RESPECT OF PROPERTIES | | | BY RENT | | 145,516.27 |
| TO ESTABLISHMENT EXPENSES | | | BY INTEREST : Interest on FD | | |
| TO REMUNERATION TO TRUSTEES | | | BY DIVIDEND | | |
| TO LEGAL EXPENSES | | | BY DONATIONS IN CASH OR KIND | | |
| TO AUDIT FEES | | 9,270.00 | BY GRANTS | | |
| TO CONTRIBUTION AND FEES | | | BY INCOME FROM OTHER SOURCES Other Income Fees Received | H I | 1,013,363.71 19,752,105.00 |
| TO AMOUNTS WRITTEN OFF | | | BY MISCELLANEOUS RECEIPTS | | 20,765,468.71 |
| TO MISCELLANEOUS EXPENSES | | 12,281.00 | BY TRANSFER FROM RESERVE | | |
| TO DEPRECIATION | | 3,805,483.49 | BY DEFICIT CARRIED OVER TO Pune Vidyarthi Griha's A/c | | |
| TO AMOUNTS TRANSFERRED TO RESERVE OR SPECIFIC FUNDS Equipments and Other Assets Fund | C | | | | |
| TO EXPENDITURE ON OBJECTS OF THE TRUST | A | | | | |
| TO SURPLUS CARRIED OVER TO PUNE VIDYARTHI GRIHA'S A/C | G | 20,493,994.57 | | | |
| TOTAL RS. | | 24,321,029.06 | TOTAL RS. | | 24,321,029.06 |

AS PER OUR REPORT OF EVEN DATE FOR A. H. JOSHI & CO CHARTERED ACCOUNTANTS (Firm Reg. No. 112396W)



S.A.JOSHI
(PARTNER)
M. NO.037772

2 SEP 2016

[Signature]
Director
Pune Vidyarthi Griha

[Signature]
Secretary
Pune Vidyarthi Griha

[Signature]
Accountant J/c Principal
P.V.G.'s College of Science

DATE: PUNE
PLACE: PUNE

TREASURER,
Pune Vidyarthi Griha
Pune - 411030.

PVG's College of Science, Pune -09

4.4.1 Average expenditure incurred on maintenance of physical facilities and academic support facilities excluding salary component.

| SCHEDULE I.C SCHEDULE OF DEPRECIATION | | | | | | | | | | |
|--|--------------------------------------|-----------------------------|-------------------------------|--------------|------|------------------|------------------------------|--------------|----------------------|-------------------------|
| SR. NO. | PARTICULARS | GROSS BLOCK AS AT 1.04.2015 | ADDITIONS/ (DEDUCTIONS) (RS.) | TOTAL (RS.) | RATE | UP TO 31.03.2015 | DEPRECIATION DURING THE YEAR | TOTAL (RS.) | W.D.V. AS AT 31.3.15 | W.D.V. AS AT 31.03.2016 |
| 1 | Air Conditioner | 36,980.00 | | 36,980.00 | 15% | | 13,035.64 | 58,131.39 | 86,904.24 | 73,868.61 |
| 2 | Aluminium Rack | 3,000.00 | | 3,000.00 | 15% | | 1,907.59 | 1,092.41 | 2,894.50 | 2,460.41 |
| 3 | Automatic Master Printer | 4,368.00 | | 4,368.00 | 15% | | 71,504.14 | 71,504.14 | 207,364.54 | 176,259.86 |
| 4 | Barcode Scanner | 4,368.00 | | 4,368.00 | 15% | | 88,279.04 | 88,279.04 | 254,307.73 | 228,876.96 |
| 5 | Canon Copier Machine | 347,763.00 | | 247,763.00 | 10% | 45,095.76 | 25,430.77 | 65,526.53 | 6,685.30 | 6,016.77 |
| 6 | Benches | 317,356.00 | | 317,356.00 | 10% | 854.70 | 668.53 | 1,523.23 | 878,945.52 | 747,103.69 |
| 7 | Black Board | 7,540.00 | | 7,540.00 | 15% | 319,920.48 | 131,841.83 | 451,762.31 | 148,781.43 | 133,903.29 |
| 8 | Battery & UPS | 1,198,866.00 | | 1,198,866.00 | 10% | 52,096.57 | 14,878.14 | 67,974.71 | 1,71,765.99 | 6,100.36 |
| 9 | Book Case | 200,878.00 | | 200,878.00 | 10% | 3,903.11 | 1,076.53 | 4,979.64 | 19,653.45 | 101,705.43 |
| 10 | Calculators | 14,080.00 | | 14,080.00 | 15% | 11,991.45 | 17,948.02 | 32,939.47 | 26,346.55 | 45,334.40 |
| 11 | Chairs | 34,313.00 | 14,025.00 | 48,338.00 | 10% | 86,985.31 | 5,037.16 | 92,022.47 | 19,653.45 | 101,705.43 |
| 12 | Computer Lab. Tables | 345,619.00 | | 345,619.00 | 10% | 1,284,366.35 | 22,763.37 | 109,748.68 | 27,653.69 | 204,870.32 |
| 13 | Computers | 5,454,116.40 | | 5,454,116.40 | 60% | 518,385.36 | 2,506,650.03 | 3,791,016.38 | 4,17,720.05 | 1,871,100.02 |
| 14 | Computer Software Licencen Copies | 2,322,718.00 | 136,229.00 | 2,458,947.00 | 25% | 1,035.00 | 513,702.66 | 1,032,088.02 | 1,98,266.64 | 1,541,107.98 |
| 15 | CORDLESS MIC | 2,000.00 | | 2,000.00 | 15% | | 189.75 | 1,224.75 | 443,595.31 | 3,1075.25 |
| 16 | Digital Projector | 533,974.50 | | 533,974.50 | 10% | 90,589.19 | 44,338.53 | 1,34,927.72 | 43,595.31 | 38,946.70 |
| 17 | Dot Matrix Printer | 128,642.00 | | 128,642.00 | 60% | 6,846.04 | 73,077.58 | 79,923.62 | 121,795.56 | 48,788.58 |
| 18 | Drum Set | 10,200.00 | | 10,200.00 | 15% | 2,272.30 | 1,189.15 | 3,461.45 | 1,795.56 | 6,738.54 |
| 19 | Electrical & Installation | 35,301.00 | | 35,301.00 | 10% | 4,561.40 | 3,073.96 | 7,635.36 | 30,739.60 | 37,665.64 |
| 20 | Electronic Equipment | 459,361.75 | | 459,361.75 | 10% | 79,740.19 | 37,962.16 | 117,702.35 | 379,621.56 | 341,659.40 |
| 21 | Electronic Lab. Tables | 32,960.00 | | 32,960.00 | 10% | 4,368.23 | 2,859.08 | 7,228.31 | 28,590.77 | 25,731.69 |
| 22 | Emergency Lamp | 2,600.00 | | 2,600.00 | 10% | 698.57 | 190.14 | 888.71 | 1,901.43 | 1,711.29 |
| 23 | Fan | 49,427.00 | | 49,427.00 | 10% | 13,543.51 | 3,587.75 | 17,137.26 | 35,877.49 | 32,289.74 |
| 24 | Fax Machine | 7,110.00 | | 7,110.00 | 15% | 1,687.84 | 813.32 | 2,501.17 | 5,422.16 | 4,608.83 |
| 25 | Flag Stand and Pipe | 2,950.00 | | 2,950.00 | 10% | 443.82 | 250.42 | 696.24 | 2,504.18 | 2,253.76 |
| 26 | Furniture & Dead Stock | 78,541.00 | | 78,541.00 | 15% | 24,444.92 | 8,114.41 | 32,559.33 | 54,056.08 | 45,981.67 |
| 27 | Gas Stove | 1,050.00 | | 1,050.00 | 15% | 228.72 | 123.19 | 351.91 | 821.28 | 688.09 |
| 28 | Generator | 519,034.00 | | 519,034.00 | 15% | 178,326.10 | 50,866.18 | 229,792.29 | 339,107.90 | 288,241.71 |
| 29 | Hill Size Storewell | 25,000.00 | | 25,000.00 | 15% | 4,410.29 | 7,798.75 | 12,209.04 | 22,589.71 | 19,201.25 |
| 30 | H.P. Printer 1022 | 9,750.00 | | 9,750.00 | 15% | 980.07 | 1,733.06 | 2,713.13 | 5,019.93 | 4,266.94 |
| 31 | Library Books | 1,078,043.30 | 16,796.00 | 1,094,839.30 | 15% | 214,975.59 | 962.86 | 4,293.79 | 6,419.07 | 5,456.21 |
| 32 | Library Tables | 78,000.00 | | 78,000.00 | 10% | 11,788.31 | 6,621.17 | 18,409.48 | 66,211.69 | 59,590.52 |
| 33 | Magazine Stand | 2,422.30 | | 2,422.30 | 10% | 373.65 | 209.87 | 583.51 | 2,098.65 | 1,888.79 |
| 34 | Master Lock | 480.00 | | 480.00 | 10% | 73.92 | 41.61 | 115.53 | 416.08 | 374.47 |
| 35 | Mic | 5,196.00 | | 5,196.00 | 10% | 2,330.20 | 428.67 | 2,758.87 | 2,857.80 | 2,429.13 |
| 36 | Notice Board | 25,215.00 | | 25,215.00 | 15% | 7,274.62 | 1,794.04 | 9,068.66 | 17,940.38 | 16,146.34 |
| 37 | Number Machine | 1,445.00 | | 1,445.00 | 15% | 386.47 | 158.78 | 545.25 | 1,058.53 | 899.75 |
| 38 | Office Tables | 148,195.00 | | 148,195.00 | 10% | 30,287.53 | 11,791.75 | 42,080.28 | 117,927.47 | 106,134.72 |
| 39 | OHP | 14,077.00 | | 14,077.00 | 10% | 2,836.38 | 1,124.04 | 3,960.63 | 11,240.42 | 10,116.37 |
| 40 | PCO Coin Box | 2,500.00 | | 2,500.00 | 15% | 725.97 | 266.10 | 992.07 | 1,774.03 | 1,507.93 |
| 41 | Plastic Chairs | 22,110.00 | | 22,110.00 | 10% | 3,203.95 | 1,890.61 | 5,094.55 | 18,905.65 | 17,015.45 |
| 42 | Platform | 24,000.00 | | 24,000.00 | 10% | 3,627.18 | 2,037.28 | 5,664.46 | 20,372.82 | 18,335.54 |
| 43 | Podium | 6,115.00 | | 6,115.00 | 10% | 1,301.68 | 481.33 | 1,783.01 | 4,813.32 | 4,331.99 |
| 44 | Pump | 8,753.00 | | 8,753.00 | 10% | 2,330.78 | 64.22 | 2,395.00 | 98,455.50 | 5,780.00 |
| 45 | Risograph Digital Duplicator Machine | 179,010.00 | | 179,010.00 | 15% | 80,554.50 | 14,768.33 | 95,322.83 | 6,422.22 | 5,780.00 |
| 46 | Shoes Stand | 12,750.00 | | 12,750.00 | 15% | 4,110.33 | 1,295.92 | 5,406.45 | 8,639.47 | 7,483.53 |
| 47 | name boards | 14,336.00 | | 14,336.00 | 15% | 4,300.60 | 1,505.28 | 5,805.88 | 10,035.20 | 8,639.47 |
| 48 | Sound System | 25,983.00 | | 25,983.00 | 10% | 6,991.19 | 1,900.18 | 8,891.37 | 19,001.81 | 17,101.83 |
| 49 | Stools | 14,210.00 | | 14,210.00 | 10% | 2,073.03 | 1,213.70 | 3,286.73 | 12,436.67 | 10,923.27 |
| 50 | Storewell | 86,200.50 | | 86,200.50 | 10% | 18,745.15 | 6,745.54 | 25,490.68 | 67,455.35 | 60,709.82 |
| 51 | Tally | 4,200.00 | | 4,200.00 | 15% | 1,890.00 | 346.50 | 2,236.50 | 2,310.00 | 1,963.50 |
| 52 | Telephone Instruments | 13,790.00 | | 13,790.00 | 10% | 4,467.15 | 932.28 | 5,399.44 | 9,322.85 | 8,350.56 |



PVG's College of Science, Pune -09

4.4.1 Average expenditure incurred on maintenance of physical facilities and academic support facilities excluding salary component.

| | | | | | | | | |
|----|---------------------------|----------------------|-------------------|---------------------|---------------------|---------------------|----------------------|---------------------|
| 53 | Telephone Systems | 60,545.00 | | 21,908.71 | 5,795.44 | 27,704.16 | 38,636.29 | 32,840.84 |
| 54 | Ustensils | 4,041.00 | | 1,177.39 | 286.36 | 1,663.75 | 2,863.61 | 2,577.25 |
| 55 | Vacuum Cleaner | 5,330.00 | | 1,073.97 | 425.60 | 1,599.57 | 4,256.03 | 3,830.43 |
| 57 | Wall Clocks | 19,100.00 | | 7,032.99 | 1,206.70 | 8,529.69 | 12,057.01 | 10,860.31 |
| 58 | Water Tank Stand | 1,765.00 | | 589.01 | 117.60 | 706.61 | 1,175.99 | 1,038.39 |
| 59 | Weighing Machine | 250.00 | | 67.17 | 18.28 | 85.45 | 182.83 | 164.55 |
| 60 | Wheel Chairs | 900.00 | 5,100.00 | 181.21 | 71.88 | 253.09 | 718.79 | 646.91 |
| 61 | White Boards | 36,576.00 | | 8,986.07 | 3,168.99 | 12,155.06 | 26,589.93 | 28,520.94 |
| 62 | Wooden Chairs | 60,598.00 | | 3,737.17 | 5,686.08 | 9,423.25 | 56,860.83 | 51,174.75 |
| 63 | Writing Desk | 17,000.00 | | 3,425.66 | 1,357.43 | 4,783.09 | 13,574.34 | 12,216.91 |
| 64 | Writing Pad Chairs | 3,360.00 | | 677.07 | 268.29 | 945.36 | 2,662.93 | 2,414.64 |
| 65 | DLP Remote | 74,375.00 | | 25,528.24 | 4,884.68 | 30,412.92 | 48,846.76 | 43,962.08 |
| 66 | DVD | 2,500.00 | | 829.26 | 167.07 | 996.33 | 1,670.74 | 1,503.67 |
| 67 | Portable Visual Presenter | 5,000.00 | | 1,990.22 | 400.98 | 2,391.20 | 5,009.78 | 3,608.80 |
| 68 | Rolling White Screen | 23,000.00 | | 7,629.17 | 1,537.08 | 9,166.25 | 15,370.83 | 13,833.75 |
| 69 | DLP Trolley | 9,165.00 | | 2,708.36 | 545.66 | 3,254.03 | 7,556.64 | 4,910.97 |
| 70 | Epson Lx 300 Printer | 1,160.00 | | 2,638.88 | 452.11 | 3,090.99 | 86,166.02 | 4,069.01 |
| 71 | Folding Table | 145,225.00 | | 59,058.98 | 51,099.61 | 110,158.59 | 3,296.17 | 34,466.41 |
| 72 | Letter Box | 5,800.00 | | 2,137.59 | 366.24 | 2,503.83 | 5,662.41 | 3,296.17 |
| 73 | UPS Stand | 475.00 | | 175.07 | 29.99 | 205.06 | 475.00 | 120 |
| 74 | Weighting Scale | 26,828.00 | | 10,986.33 | 1,584.17 | 12,570.50 | 15,839.33 | 269.94 |
| 75 | Fire Safety | 4,500.00 | | 1,658.52 | 284.15 | 1,942.67 | 4,500.00 | 14,257.50 |
| 76 | H.P Deskjet Printer | 23,644.00 | | 7,624.67 | 2,201.93 | 9,826.60 | 2,841.68 | 2,557.34 |
| 77 | HP lazer jet | 2,250.00 | | 2,226.96 | 13.82 | 2,240.78 | 22,019.33 | 19,817.40 |
| 78 | Laptop | 6,800.00 | | 6,797.00 | 1.80 | 6,798.80 | 23.00 | 9.22 |
| 79 | Printer 3005 | 35,000.00 | | 34,641.60 | 215.04 | 34,856.64 | 358.40 | 120 |
| 80 | Slide Table | 38,480.00 | | 38,085.96 | 236.42 | 38,322.39 | 398.04 | 143.36 |
| 81 | HP Printer cp 1515N | 5,007.00 | | 2,050.42 | 295.66 | 2,346.07 | 2,956.58 | 127.61 |
| 82 | Time Attendance Machine | 7,425.00 | | 7,420.00 | 0.75 | 7,420.75 | 5.00 | 2,660.33 |
| 83 | AquaGuard | 12,600.00 | (2,000.00) | 6,022.72 | 986.59 | 7,009.31 | 6,577.38 | 5,500.65 |
| 84 | Website | 9,190.00 | | 4,135.50 | 158.18 | 4,293.68 | 3,054.50 | 896.33 |
| 85 | Water Cooler | 42,400.00 | 37,375.00 | 6,360.00 | 5,406.00 | 11,766.00 | 36,040.00 | 30,634.00 |
| | TOTAL RS. | 14,824,607.75 | 217,525.00 | 3,575,679.55 | 3,805,483.49 | 7,381,163.03 | 11,369,098.20 | 7,781,139.72 |



PVG's College of Science, Pune -09

4.4.1 Average expenditure incurred on maintenance of physical facilities and academic support facilities excluding salary component.

4.4.1 Academic Facilities

SCHEDULE : G
EXPENDITURE ON OBJECTS OF THE TRUST

| SR. NO. | PARTICULARS | AMOUNT FOR YEAR ENDED 31.03.2016 |
|---------|------------------------------------|----------------------------------|
| 1 | Affiliation & Continuation | 4,000.00 |
| 2 | Bank Commission & Charges | 780.07 |
| 3 | Competition Participation Exps. | 4,530.00 |
| 4 | Computer Maintenance | 713,439.00 |
| 5 | Conveyance | 23,023.00 |
| 6 | Corpus Fund | 1,724.00 |
| 7 | Diesel Exp. | 41,890.00 |
| 8 | Education Seminar & Training Exps. | 32,976.00 |
| 9 | Electricity Exps. | 595,070.00 |
| 10 | Electronics Equipments Maintenance | 4,954.00 |
| 11 | EPF Administration Exps. | 110,808.00 |
| 12 | EPF Employers' Share | 574,435.00 |
| 13 | Examination Exps. | 550.00 |
| 14 | Fee Refund | 626,346.00 |
| 15 | Gathering & Cultural Exps. | 203,854.00 |
| 16 | Gratuity Premium | 6,993.00 |
| 17 | Medical Exps. | 4,720.00 |
| 18 | Office Exps. | 24,729.00 |
| 19 | Periodicals | 10,943.00 |
| 20 | Postage | |
| 21 | Printing & Stationary | 466,016.50 |
| 22 | Professional Fee | 376,000.00 |
| 23 | Reception | 35,815.00 |
| 24 | Rent | 5,698,400.00 |
| 25 | Reparing & Maint | 413,537.00 |
| 26 | Salary MCA Staff | |
| 27 | Salary MCS Staff | |
| 28 | Salary Non Teaching | 2,136,990.00 |
| 29 | Salary Overtime | |
| 30 | Salary Teaching | 7,199,230.00 |
| 31 | Sanitation & Cleaning Exps. | 52,966.00 |
| 32 | Sports Exps. | 15,228.00 |
| 33 | T.A.D.A. | 1,130.00 |
| 34 | Telephone Exps. | 197,463.00 |
| 35 | Advertisement | 46,332.00 |
| 36 | Entrance Expenses | 14,600.00 |
| 37 | Function & Festival | 251.00 |
| 38 | N.S.S. | 4,310.00 |
| 39 | Picnic Expenses | 12,991.00 |
| 40 | Salary Leave Encashments | 771,390.00 |
| 41 | Student Remuneration | 805.00 |
| 42 | Workshop Expenses | 64,976.00 |
| | TOTAL RS. | 20,493,994.57 |

SCHEDULE : H
OTHER INCOME

| SR. NO. | PARTICULARS | AMOUNT FOR YEAR ENDED 31.03.2016 |
|---------|-------------------------------|----------------------------------|
| 1 | Fines | 10,903.00 |
| 2 | Interest on Advance | 35.00 |
| 3 | MCS Entrance | 53,260.71 |
| 4 | Environmental Science Course | 17,320.00 |
| 5 | miscellaneous receipts | 81,804.00 |
| 6 | Practical Workbook Files | 733,700.00 |
| 7 | Excess Provision for Gratuity | 46,737.00 |
| 8 | Workshop Registration fees | 69,604.00 |
| | TOTAL RS. | 1,013,363.71 |



PVG's College of Science, Pune -09

4.4.1 Average expenditure incurred on maintenance of physical facilities and academic support facilities excluding salary component.

4.4.1 Physical Facilities
Pune Vidvarthi Griha's College of Science, Pune-411009.
Budget for the year 2015-16

| Estimated Receipts | | Amount | Estimated Expenditure Head | Amount |
|---------------------------|---------------|--------------------|---------------------------------|--------------------|
| Recurring Receipts | | | Recurring Expenses | |
| Fee Collection | | 20698720.00 | Salaries | 14664430 |
| F.Y. 80 Students x | 39620 3169600 | | Affiliation & Continuation | 115000 |
| S.Y. 90 Students x | 38730 3485700 | | Advertisement | 100000 |
| T.Y. 70 Students x | 41090 2876300 | | Audit Fees & Professional Fee | 25000 |
| MCS-I 60 Students x | 56340 3380400 | | Conveyance | 30000 |
| MCS-I 66 Students x | 50540 3335640 | | Competition & Sports Exps | 15000 |
| MCA-I 30 Students x | 55840 1675200 | | Education, Seminar & Training | 60000 |
| MCA-II 29 Students x | 55240 1601960 | | E.P.F. Employer's share | 648000 |
| MCA-III 23 students x | 51040 1173920 | | E.P.F. Administrative Expenses | 130000 |
| Misc Receipts | 3000.00 | | Examination Expenses | 75000 |
| | | | Electricity Expenses | 600000 |
| | | | Functions & Festivals | 25000 |
| | | | Gathering & Cultural Expenses | 250000 |
| | | | Gratuity Premium | 100000 |
| | | | Medical Expenses | 5000 |
| | | | Misc. Expenses | 30000 |
| | | | Office Expenses | 5000 |
| | | | Periodicals | 15000 |
| | | | Postage Expenses | 5000 |
| | | | Printing & Stationary Expenses | 600000 |
| | | | Reception & Refreshment Exps. | 60000 |
| | | | Sanitation & Cleaning Expenses | 70000 |
| | | | Telephone Expenses & Internet | 240000 |
| | | | TADA to UOP Committee Exps. | 30000 |
| | | | Computer Maintenance | 100000 |
| | | | Comp Maint contract | 500000 |
| | | | Electronics Lab. Maintenance | 10000 |
| | | | Fur. & Dead stock Maintenance | 50000 |
| | | | Equipment Maintenance(AMCs) | 150000 |
| | | | Diescl Exp. | 150000 |
| | | | Rent | 720000 |
| | | | Property Tax | 35000 |
| | | | University Share | 339692 |
| | | | Advance against 6th pay | 40311 |
| | | | | 19992433 |
| | | | Non Recurring Expenses | |
| | | | Library Books | 50000 |
| | | | Computer Purchases | 300000 |
| | | | Electronics Equipments | 50000 |
| | | | Furniture (Benches, Table etc.) | 10000 |
| | | | Furniture (Office) | 20000 |
| | | | Building Painting(External) | 200000 |
| | | | Building Maintenance | 100000 |
| | | | Software upgradation (License) | 200000 |
| | | | Terrace Shed | 200000 |
| | | | UPS/Battery (3.5KVA) 15 | 160000 |
| | | | UPS/Battery (Small) | 30000 |
| | | | | 1320000 |
| Deficit | | 610713.00 | | |
| Total Rs. | | 21312433.00 | | 21312433.00 |

Principal
P.V.G.'s College of Science
Vidyanagari, S.No.44, P.B. Post,
Pune # 411009

Principal
P.V.G.'s College of Science
Vidyanagari, S.No.44, P.B. Post,
Pune # 411009


PVG's College of Science, Pune -09

4.4.1 Average expenditure incurred on maintenance of physical facilities and academic support facilities excluding salary component.

4.4.1 Physical facilities

SCHEDULE - LC
SCHEDULE OF DEPRECIATION

| SR. NO. | PARTICULARS | GROSS BLOCK AS AT 1.04.2015 | ADDITIONS/ (DEDUCTIONS) (Rs.) | TOTAL (Rs.) | RATE | UP TO 31.03.2015 | DEPRECIATION DURING THE YEAR | TOTAL (Rs.) | W.D.V. AS AT 31.3.15 | W.D.V. AS AT 31.03.2016 |
|---------|--------------------------------------|-----------------------------|-------------------------------|--------------|------|------------------|------------------------------|--------------|----------------------|-------------------------|
| | | | | | | | | | | |
| 1 | Air Conditioner | 36,980.00 | | 36,980.00 | 15% | | | | | |
| 2 | Alluminium Rack | 3,000.00 | | 3,000.00 | 15% | | | | | |
| 3 | Automatic Master Printer | 132,000.00 | | 132,000.00 | 15% | 45,095.76 | 13,035.64 | 58,131.39 | 86,904.24 | 73,868.61 |
| 4 | Barcode Scanner | 4,368.00 | | 4,368.00 | 15% | 4,472.40 | | 1,907.59 | 2,894.60 | 2,460.41 |
| 5 | Banner Copier Machine | 247,763.00 | | 247,763.00 | 15% | 40,398.45 | 31,104.68 | 71,503.14 | 207,364.54 | 176,259.86 |
| 6 | Cannos | 317,356.00 | | 317,356.00 | 10% | 63,048.77 | 23,430.77 | 88,479.04 | 254,307.23 | 228,876.96 |
| 7 | Black Board | 7,540.00 | | 7,540.00 | 10% | 854.77 | 688.53 | 1,523.23 | 6,685.30 | 6,016.77 |
| 8 | Battery & UPS | 1,198,866.00 | | 1,198,866.00 | 15% | 319,920.48 | 131,841.83 | 451,762.31 | 878,945.52 | 747,103.69 |
| 9 | Book Case | 200,878.00 | | 200,878.00 | 10% | 52,086.57 | 14,878.14 | 66,974.71 | 148,781.43 | 133,903.29 |
| 10 | Calculators | 11,080.00 | | 11,080.00 | 15% | 3,903.11 | 1,076.53 | 4,979.64 | 7,176.89 | 6,100.36 |
| 11 | CCTV | 164,509.00 | | 164,509.00 | 15% | 44,855.55 | 17,946.02 | 62,803.57 | 119,653.45 | 101,705.43 |
| 12 | Chairs | 34,313.00 | | 34,313.00 | 10% | 11,981.45 | 2,937.16 | 17,028.60 | 36,346.55 | 45,334.40 |
| 13 | Computer Lab. Tables | 314,619.00 | 14,025.00 | 328,644.00 | 10% | 86,985.31 | 22,763.37 | 109,748.68 | 227,633.69 | 204,870.32 |
| 14 | Computers | 5,462,116.40 | | 5,462,116.40 | 60% | 1,284,366.35 | 2,500,630.03 | 3,791,016.38 | 4,177,750.05 | 1,671,100.02 |
| 15 | Computer Software Licence Copies | 2,320,718.00 | 126,229.00 | 2,446,947.00 | 25% | 518,385.35 | 313,702.66 | 1,032,088.02 | 1,928,581.64 | 1,541,107.98 |
| 16 | Cordless Mic | 2,300.00 | | 2,300.00 | 15% | 1,035.00 | | 1,224.75 | 1,265.00 | 1,075.25 |
| 17 | Digital Projector | 533,974.50 | | 533,974.50 | 10% | 90,589.19 | 44,338.53 | 134,927.72 | 443,385.31 | 399,046.78 |
| 18 | Dot Matrix Printer | 128,642.00 | | 128,642.00 | 60% | 6,846.04 | 73,027.58 | 79,923.62 | 121,795.96 | 48,718.38 |
| 19 | Drum Set | 10,200.00 | | 10,200.00 | 15% | 2,272.30 | 1,109.35 | 3,381.65 | 7,927.20 | 6,738.94 |
| 20 | Electrical & Installation | 35,301.00 | | 35,301.00 | 10% | 4,561.40 | 3,073.92 | 7,635.32 | 30,739.60 | 27,665.64 |
| 21 | Electronic Equipment | 459,361.75 | | 459,361.75 | 10% | 79,740.19 | 37,962.16 | 117,702.35 | 379,621.56 | 341,659.40 |
| 22 | Electronic Lab. Tables | 32,960.00 | | 32,960.00 | 10% | 4,369.23 | 2,859.08 | 7,228.31 | 28,590.23 | 25,731.69 |
| 23 | Emergency Lamp | 2,600.00 | | 2,600.00 | 10% | 698.71 | 180.14 | 888.71 | 3,587.75 | 3,276.92 |
| 24 | Fan | 49,427.00 | | 49,427.00 | 10% | 13,549.51 | 3,587.75 | 17,137.26 | 54,322.15 | 41,608.82 |
| 25 | Fax Machine | 7,110.00 | | 7,110.00 | 15% | 1,687.84 | 813.32 | 2,501.17 | 5,432.15 | 4,168.83 |
| 26 | Flag Stand and Pipe | 2,950.00 | | 2,950.00 | 10% | 445.82 | 250.42 | 696.24 | 2,504.18 | 2,253.76 |
| 27 | Furniture & Dead Stock | 78,541.00 | | 78,541.00 | 15% | 24,444.92 | 8,114.41 | 32,559.33 | 54,096.08 | 45,981.67 |
| 28 | Gas Stove | 1,050.00 | | 1,050.00 | 15% | 228.72 | 123.19 | 351.91 | 823.28 | 698.09 |
| 29 | Generator | 518,034.00 | | 518,034.00 | 15% | 178,926.10 | 50,866.18 | 229,792.29 | 339,107.90 | 288,241.71 |
| 30 | Glass Board | 27,000.00 | | 27,000.00 | 15% | 4,410.29 | 3,388.46 | 7,798.75 | 22,589.71 | 19,201.25 |
| 31 | Hall Size Storewell | 6,000.00 | | 6,000.00 | 15% | 980.07 | 732.99 | 1,733.06 | 5,019.93 | 4,266.94 |
| 32 | H.P. Printer 1022 | 9,750.00 | | 9,750.00 | 15% | 3,330.93 | 962.86 | 4,293.79 | 6,419.67 | 5,456.21 |
| 33 | Library Books | 1,078,043.30 | | 1,078,043.30 | 15% | 214,975.59 | 134,408.96 | 349,474.54 | 879,863.71 | 762,160.76 |
| 34 | Library Tables | 78,000.00 | | 78,000.00 | 10% | 11,788.31 | 6,621.17 | 18,409.48 | 66,211.69 | 59,590.52 |
| 35 | Magazine Stand | 2,472.30 | | 2,472.30 | 10% | 373.65 | 209.87 | 583.51 | 2,098.65 | 1,888.79 |
| 36 | Master Lock | 490.00 | | 490.00 | 10% | 73.92 | 41.61 | 115.53 | 416.08 | 374.47 |
| 37 | Mic | 5,196.00 | | 5,196.00 | 15% | 2,338.20 | 428.67 | 2,766.87 | 2,857.80 | 2,429.13 |
| 38 | Notice Board | 25,215.00 | | 25,215.00 | 10% | 7,274.62 | 1,794.04 | 9,068.66 | 17,940.38 | 16,146.34 |
| 39 | Number Machine | 1,445.00 | | 1,445.00 | 15% | 386.47 | 158.78 | 545.25 | 1,058.53 | 899.75 |
| 40 | Office Tables | 148,195.00 | | 148,195.00 | 10% | 30,267.53 | 11,792.75 | 42,060.28 | 117,927.47 | 106,134.72 |
| 41 | OHIP | 14,077.00 | | 14,077.00 | 10% | 2,836.58 | 1,124.04 | 3,960.63 | 11,240.42 | 10,116.37 |
| 42 | PCD Coin Box | 2,500.00 | | 2,500.00 | 15% | 725.95 | 266.10 | 992.07 | 1,774.03 | 1,507.93 |
| 43 | Plastic Chairs | 22,110.00 | | 22,110.00 | 10% | 3,203.95 | 1,890.61 | 5,094.55 | 18,906.05 | 17,015.45 |
| 44 | Platform | 24,000.00 | | 24,000.00 | 10% | 3,627.18 | 2,037.28 | 5,664.46 | 20,372.82 | 18,335.94 |
| 45 | Podium | 6,115.00 | | 6,115.00 | 10% | 1,201.68 | 481.33 | 1,783.01 | 4,813.32 | 4,331.99 |
| 46 | Pump | 8,753.00 | | 8,753.00 | 10% | 2,330.78 | 642.22 | 2,973.00 | 6,422.22 | 5,780.00 |
| 47 | Risograph Digital Duplicator Machine | 179,010.00 | | 179,010.00 | 15% | 80,554.59 | 17,940.04 | 95,322.83 | 98,455.50 | 73,493.22 |
| 48 | Sheets Stand | 12,750.00 | | 12,750.00 | 15% | 4,110.53 | 95.92 | 4,206.45 | 8,639.47 | 7,432.55 |
| 49 | Name boards | 14,336.00 | | 14,336.00 | 15% | 4,300.80 | 1,015.78 | 5,406.45 | 10,035.20 | 8,639.47 |
| 50 | Sound System | 25,983.00 | | 25,983.00 | 10% | 6,981.19 | 1,718.88 | 8,881.37 | 19,001.81 | 17,116.63 |
| 51 | Stools | 14,210.00 | | 14,210.00 | 10% | 2,073.03 | 2,137.00 | 3,286.70 | 12,136.67 | 10,849.30 |
| 52 | Storewell | 86,200.50 | | 86,200.50 | 10% | 18,745.15 | 6,745.54 | 25,490.68 | 67,455.35 | 60,709.82 |
| 53 | Tally | 4,200.00 | | 4,200.00 | 15% | 1,890.00 | 346.50 | 2,236.50 | 2,310.00 | 2,010.00 |
| 54 | Telephone Instruments | 13,790.00 | | 13,790.00 | 10% | 4,467.15 | 1,322.98 | 5,399.44 | 9,322.85 | 8,390.56 |



P.V.G.'s College of Science
Vidyanagari, S. No. 44, Parvati,
Pune - 411 009

PVG's College of Science, Pune -09

4.4.1 Average expenditure incurred on maintenance of physical facilities and academic support facilities excluding salary component.

4.4.1 Physical Facilities

| | | | | | | | | |
|------------------|---------------------------|----------------------|-------------------|---------------------|---------------------|---------------------|----------------------|---------------------|
| 53 | Telephone Systems | 60,545.00 | | 21,908.71 | 5,795.44 | 27,704.16 | 38,638.29 | 32,840.84 |
| 54 | Utensils | 4,041.00 | | 1,177.39 | 286.36 | 1,463.75 | 2,863.61 | 2,577.25 |
| 55 | Vacuum Cleaner | 5,330.00 | | 1,073.07 | 425.50 | 1,498.57 | 4,256.03 | 3,830.43 |
| 56 | Wall Clocks | 19,100.00 | | 7,032.89 | 1,206.70 | 8,239.69 | 12,067.01 | 10,860.31 |
| 57 | Water Tank Stand | 1,765.00 | | 589.01 | 117.60 | 706.61 | 1,175.99 | 1,058.39 |
| 58 | Weighting Machine | 250.00 | | 67.17 | 18.28 | 85.45 | 182.83 | 164.55 |
| 59 | Wheel Chairs | 900.00 | | 181.21 | 11.88 | 193.09 | 718.79 | 646.91 |
| 60 | White Boards | 30,476.00 | 5,100.00 | 8,986.07 | 3,168.99 | 12,155.06 | 24,589.93 | 28,520.94 |
| 61 | Wooden Chairs | 60,598.00 | | 3,737.17 | 5,066.08 | 8,803.25 | 56,860.83 | 51,174.75 |
| 62 | Writing Desk | 17,000.00 | | 3,425.66 | 1,355.08 | 4,783.09 | 13,574.34 | 12,216.91 |
| 63 | Writing Pad Chairs | 3,360.00 | | 677.07 | 1,326.78 | 2,000.85 | 2,682.93 | 2,414.64 |
| 64 | DLP Remote | 74,375.00 | | 25,528.24 | 4,688.28 | 30,412.52 | 48,846.76 | 43,962.08 |
| 65 | DVD | 2,500.00 | | 829.26 | 187.07 | 996.33 | 1,670.74 | 1,503.67 |
| 66 | Portable Visual Presenter | 6,000.00 | | 1,950.22 | 1,007.38 | 2,957.60 | 4,009.78 | 3,608.80 |
| 67 | Rolling White Screen | 23,000.00 | | 7,629.17 | 1,532.08 | 9,166.25 | 15,370.83 | 13,833.75 |
| 68 | DLP Trolley | 8,165.00 | | 2,708.36 | 345.66 | 3,054.03 | 5,456.64 | 4,910.97 |
| 69 | Epson Lx 300 Printer | 7,160.00 | | 2,638.88 | 452.11 | 3,090.99 | 4,521.12 | 4,069.01 |
| 70 | Folding Table | 145,225.00 | | 59,058.98 | 51,699.61 | 110,758.59 | 86,166.02 | 34,466.41 |
| 71 | Letter Box | 5,800.00 | | 2,137.59 | 366.24 | 2,503.83 | 3,562.41 | 3,296.17 |
| 72 | UPS Stand | 475.00 | | 175.07 | 29.99 | 205.06 | 299.93 | 269.94 |
| 73 | Weighting Scale | 26,828.00 | | 10,986.33 | 1,384.17 | 12,570.50 | 15,841.67 | 14,257.50 |
| 74 | Fire Safety | 4,500.00 | | 1,658.52 | 284.15 | 1,942.66 | 2,841.48 | 2,557.34 |
| 75 | H P Deskjet Printer | 29,644.00 | | 7,624.67 | 2,201.93 | 9,826.60 | 22,019.33 | 19,817.40 |
| 76 | H P Laser Jet | 2,250.00 | | 2,226.96 | 13.82 | 2,240.78 | 23.04 | 9.22 |
| 77 | Laptop | 6,800.00 | | 6,797.00 | 13.82 | 6,798.80 | 3.00 | 1.20 |
| 78 | Printer 3005 | 35,000.00 | | 34,641.60 | 315.04 | 34,956.64 | 356.40 | 143.36 |
| 79 | Slide Table | 38,480.00 | | 38,085.96 | 396.42 | 38,482.38 | 394.04 | 157.61 |
| 80 | HP Printer cp 1515N | 5,007.00 | | 2,050.42 | 295.66 | 2,346.07 | 2,956.58 | 2,660.93 |
| 81 | HP Printer cp 1515N | 7,425.00 | | 7,420.00 | 5.00 | 7,425.00 | 5.00 | 4.25 |
| 82 | Time Attendance Machine | 12,600.00 | | 6,022.72 | 986.59 | 7,009.31 | 6,577.28 | 5,990.69 |
| 83 | AquaGuard | 9,190.00 | (2,000.00) | 4,135.50 | 158.18 | 4,293.68 | 3,054.50 | 896.33 |
| 84 | Website | 42,400.00 | | 6,360.00 | 5,406.25 | 11,766.00 | 36,040.00 | 30,634.00 |
| 85 | Water Cooler | 42,400.00 | | 6,360.00 | 5,406.25 | 11,766.00 | 36,040.00 | 48,768.75 |
| TOTAL RS. | | 14,824,607.75 | 217,525.00 | 3,575,679.55 | 3,805,483.49 | 7,381,163.03 | 11,369,098.20 | 7,781,139.72 |



Principal
Principal
 P.V.G.'s College of Science
 Vidyanagari, S. No. 44, Parvati,
 Pune - 411 009



PVG's College of Science, Pune -09

4.4.1 Average expenditure incurred on maintenance of physical facilities and academic support facilities excluding salary component.

SCHEDULE : G *4.4.1 Physical Facilities*
EXPENDITURE ON OBJECTS OF THE TRUST

| SR. NO. | PARTICULARS | AMOUNT FOR YEAR ENDED 31.03.2016 |
|------------------|------------------------------------|----------------------------------|
| 1 | Affiliation & Continuation | 4,000.00 |
| 2 | Bank Commission & Charges | 780.07 |
| 3 | Competition Participation Exps. | 4,530.00 |
| 4 | Computer Maintenance | 713,439.00 |
| 5 | Conveyance | 23,023.00 |
| 6 | Corpus Fund | 1,724.00 |
| 7 | Diesel Exp. | 41,890.00 |
| 8 | Education Seminar & Training Exps. | 32,976.00 |
| 9 | Electricity Exps. | 595,070.00 |
| 10 | Electronics Equipments Maintenance | 4,954.00 |
| 11 | EPF Administration Exps. | 110,808.00 |
| 12 | EPF Employers' Share | 574,435.00 |
| 13 | Examination Exps. | 550.00 |
| 14 | Fee Refund | 626,346.00 |
| 15 | Gathering & Cultural Exps. | 203,654.00 |
| 16 | Gratuity Premium | 6,993.00 |
| 17 | Medical Exps. | 4,720.00 |
| 18 | Office Exps. | 24,729.00 |
| 19 | Periodicals | 10,943.00 |
| 20 | Postage | |
| 21 | Printing & Stationary | 468,016.50 |
| 22 | Professional Fee | 378,000.00 |
| 23 | Reception | 35,815.00 |
| 24 | Rent | 5,698,400.00 |
| 25 | Reparing & Maint | 413,537.00 |
| 26 | Salary MCA Staff | |
| 27 | Salary MCS Staff | |
| 28 | Salary Non Teaching | 2,136,890.00 |
| 29 | Salary Overtime | |
| 30 | Salary Teaching | 7,199,230.00 |
| 31 | Sanitation & Cleaning Exps. | 52,966.00 |
| 32 | Sports Exps. | 15,228.00 |
| 33 | T.A.D.A. | 1,130.00 |
| 34 | Telephone Exps. | 197,463.00 |
| 35 | Advertisement | 46,332.00 |
| 36 | Entrance Expenses | 14,600.00 |
| 37 | Function & Festival | 251.00 |
| 38 | N.S.S. | 4,310.00 |
| 39 | Picnic Expenses | 12,991.00 |
| 40 | Salary Leave Encashments | 771,390.00 |
| 41 | Student Remuneration | 805.00 |
| 42 | Workshop Expenses | 64,976.00 |
| TOTAL RS. | | 20,493,994.57 |



[Signature]

Principal

P.V.G.'s College of Science
Vidyanagari, S. No. 44, Parvati
Pune - 411 009

SCHEDULE : H
OTHER INCOME

| SR. NO. | PARTICULARS | AMOUNT FOR YEAR ENDED 31.03.2016 |
|------------------|-------------------------------|----------------------------------|
| 1 | Fines | 10,903.00 |
| 2 | Interest on Advance | 35.00 |
| 3 | MCS Entrance | 53,260.71 |
| 4 | Environmental Science Course | 17,320.00 |
| 5 | miscellaneous receipts | 81,804.00 |
| 6 | Practical Workbook Files | 733,700.00 |
| 7 | Excess Provision for Gratuity | 46,737.00 |
| 8 | Workshop Registration fees | 69,604.00 |
| TOTAL RS. | | 1,013,363.71 |



PVG's College of Science, Pune -09

4.4.1 Average expenditure incurred on maintenance of physical facilities and academic support facilities excluding salary component.

4.4.1 Academic & Physical Facilities
Pune Vidvarthi Griha's College of Science, Pune-411009.
Budget for the year 2016-17

| Estimated Receipts | | Amount | Estimated Expenditure Head | Amount |
|---------------------------|---------------|--------------------|---------------------------------|--------------------|
| Recurring Receipts | | | Recurring Expenses | |
| Fee Collection | | 20899900.00 | Salaries | 13925124 |
| F.Y. 80 Students x | 40120 3209600 | | E.P.F. Employer's share | 648000 |
| S.Y. 90 Students x | 39230 3530700 | | E.P.F. Administrative Expenses | 130000 |
| T.Y. 80 Students x | 41590 3327200 | | Gratuity Premium | 100000 |
| MCS-I 60 Students x | 56840 3410400 | | Advance against 6th pay | 15000 |
| MCS-II 60 Students x | 51040 3062400 | | Affiliation & Continuation | 100000 |
| MCA-I 30 Students x | 56340 1690200 | | Advertisement | 100000 |
| MCA-II 22 Students x | 55740 1226280 | | Examination Expenses | 75000 |
| MCA-III 28 students x | 51540 1443120 | | TADA to UOP Committee Exps. | 30000 |
| Misc Receipts | 10000.00 | | University Share | 349630 |
| | | | Computer Maintenance | 100000 |
| | | | Comp Maint contract | 550000 |
| | | | Electronics Lab. Maintenance | 10000 |
| | | | Fur. & Dead stock Maintenance | 50000 |
| | | | Equipment Maintenance(AMCs) | 150000 |
| | | | Functions & Festivals | 15000 |
| | | | Gathering & Cultural Expenses | 250000 |
| | | | Competition & Sports Exps | 15000 |
| | | | Education, Seminar & Training | 60000 |
| | | | Medical Expenses | 5000 |
| | | | Printing & Stationary Expenses | 600000 |
| | | | Rent | 7200000 |
| | | | Electricity Expenses | 600000 |
| | | | Audit Fees & Professional Fee | 25000 |
| | | | Conveyance | 30000 |
| | | | Misc. Expenses | 50000 |
| | | | Office Expenses | 5000 |
| | | | Periodicals & News Paper | 20000 |
| | | | Postage Expenses | 5000 |
| | | | Reception & Refreshment Exps. | 50000 |
| | | | Sanitation & Cleaning Expenses | 70000 |
| | | | Telephone Expenses & Internet | 240000 |
| | | | Diesel Exp. | 150000 |
| | | | | 25722754 |
| | | | Non Recurring Expenses | |
| | | | Library Books | 25000 |
| | | | Computer Purchases | 1000000 |
| | | | Electronics Equipments | 25000 |
| | | | Furniture (Benches, Table etc.) | 10000 |
| | | | Furniture (Office) | 20000 |
| | | | Building Painting(External) | 200000 |
| | | | Building Maintenance | 100000 |
| | | | Software upgradation (License) | 300000 |
| | | | Terrace Shed | 200000 |
| | | | | 1880000 |
| Deficit | | 6702854.00 | | |
| Total Rs. | | 27612754.00 | | 27602754.00 |

PVG's College of Science, Pune -09

4.4.1 Average expenditure incurred on maintenance of physical facilities and academic support facilities excluding salary component.

4.4.1 Academic Facilities

**PUNE VIDYARTHI GRIHA'S
COLLEGE OF SCIENCE**

**44, VIDYANAGARI, PARVATI
PUNE- 411009.**



**STATEMENTS OF ACCOUNT
FOR THE YEAR ENDED
31ST MARCH 2017**

**A. H. JOSHI & CO.
CHARTERED ACCOUNTANTS
1907, SADASHIV PETH, NATU BAUG,
PUNE - 411 030.**

PVG's College of Science, Pune -09

4.4.1 Average expenditure incurred on maintenance of physical facilities and academic support facilities excluding salary component.

THE BOMBAY PUBLIC TRUSTS ACT, 1950.
SCHEDULE VIII [VIDE RULE 17(1)]

NAME OF THE PUBLIC TRUST: Pune Vidyarthi Griha's College of Science
ADDRESS : S.NO. 44, VIDYANAGARI, PARVATI,
PUNE : 411 009.

COLLEGE OF SCIENCE
BALANCE SHEET AS AT 31ST MARCH, 2017

| FUNDS & LIABILITIES | SCH. | Amount (Rs.) AS AT 31.03.2017 | PROPERTY AND ASSETS | SCH. | Amount (Rs.) AS AT 31.03.2017 |
|--|------|-------------------------------|---|------|-------------------------------|
| OTHER EARMARKED FUNDS (Created under the provisions of the trust deed on scheme or out of the income) | A | 2,44,82,248.32 | INVESTMENTS (Market value of the above investments is Rs.....) | | |
| LOANS(SECURED OR UNSECURED) | B | 37,09,153.64 | FURNITURE, FIXTURES & OTHER ASSETS | C | 1,52,07,929.75 |
| LIABILITIES | | | LOANS(SECURED OR UNSECURED) | | |
| | | | ADVANCES, DEPOSITS & OTHERS | D | 25,22,575.95 |
| | | | CASH AND BANK BALANCES | E | 1,42,209.37 |
| | | | SOCIETY'S ACCOUNT PUNE VIDYARTHI GRIHA'S A/c | F | 1,03,18,686.89 |
| TOTAL RS. | | 2,81,91,401.96 | TOTAL RS. | | 2,81,91,401.96 |

898553.37
9567910.69

The above Balance Sheet to the best of my/our belief contains a true account of the Funds & Liabilities and of the Property & Assets of Trust.

AS PER OUR REPORT OF EVEN DATE
FOR A. H. JOSHI & CO
CHARTERED ACCOUNTANTS
(Firm Reg. No. 112396W)

Sudhakar Chavhan
Treasurer
Secretary
Pune Vidyarthi Griha

S.A. Joshi
S.A. JOSHI
(PARTNER)
M. NO.037772



Accountant
P.V.G's College of Science

S.A. JOSHI
(PARTNER)
M. NO.037772

DATE:
PLACE: PUNE

7 JUL 2017

PVG's College of Science, Pune -09

4.4.1 Average expenditure incurred on maintenance of physical facilities and academic support facilities excluding salary component.

**SCHEDULE I.C
SCHEDULE OF DEPRECIATION**

| SR. NO. | PARTICULARS | GROSS BLOCK AS AT 1.04.2016 | ADDITIONS/(DEDUCTIONS) (Rs.) | TOTAL (Rs.) | RATE | DEPRECIATION DURING THE YEAR | | TOTAL (Rs.) | W.D.V. AS AT 31.3.2017 | W.D.V. AS AT 31.03.2016 |
|---------|----------------------------------|-----------------------------|------------------------------|--------------|------|------------------------------|--------------|--------------|------------------------|-------------------------|
| | | | | | | UP TO 31.03.2016 | YEAR | | | |
| 1 | Air Conditioner | 36,980.00 | | 36,980.00 | 10% | | 3,698.00 | 3,698.00 | 33,282.00 | 36,980.00 |
| 2 | Aluminium Rack | 3,000.00 | | 3,000.00 | 10% | | 300.00 | 300.00 | 2,700.00 | 3,000.00 |
| 3 | Automatic Master Printer | 1,32,000.00 | | 1,32,000.00 | 10% | 58,131.39 | 7,386.86 | 65,518.25 | 66,481.75 | 73,868.61 |
| 4 | Barcode Scanner | 4,368.00 | | 4,368.00 | 10% | 1,907.59 | 246.04 | 2,153.63 | 2,214.37 | 2,460.41 |
| 5 | Cannon Copier Machine | 2,47,763.00 | | 2,47,763.00 | 10% | 71,503.14 | 17,625.99 | 89,129.12 | 1,58,633.88 | 1,76,259.85 |
| 6 | Benches | 3,17,356.00 | | 3,17,356.00 | 10% | 88,479.04 | 22,887.70 | 1,11,366.74 | 2,05,989.26 | 2,28,876.96 |
| 7 | Black Board | 7,540.00 | | 7,540.00 | 10% | 1,523.23 | 601.68 | 2,124.90 | 5,415.10 | 6,016.77 |
| 8 | Battery & UPS | 11,98,866.00 | | 11,98,866.00 | 10% | 4,51,762.31 | 74,710.37 | 5,26,472.68 | 6,72,393.32 | 7,47,103.69 |
| 9 | Book Case | 2,00,878.00 | | 2,00,878.00 | 10% | 66,974.71 | 13,390.33 | 80,365.04 | 1,40,512.96 | 1,53,903.29 |
| 10 | Calculators | 11,080.00 | | 11,080.00 | 10% | 4,979.64 | 610.04 | 5,589.68 | 5,490.32 | 6,100.36 |
| 11 | CCTV | 1,64,509.00 | | 1,64,509.00 | 10% | 62,803.57 | 10,170.54 | 72,974.11 | 91,534.89 | 1,01,705.43 |
| 12 | Chairs | 48,338.00 | | 48,338.00 | 10% | 17,038.60 | 4,533.44 | 21,562.04 | 26,775.96 | 45,334.40 |
| 13 | Computer Lab. Tables | 3,14,619.00 | | 3,14,619.00 | 10% | 1,09,748.68 | 20,487.03 | 1,30,235.71 | 1,84,383.29 | 2,04,870.32 |
| 14 | Computers | 54,62,116.40 | | 54,62,116.40 | 60% | 37,91,016.38 | 10,02,660.01 | 47,93,676.39 | 6,68,440.01 | 16,71,100.02 |
| 15 | Computer Software Licence Copies | 24,46,967.00 | 1,34,673.00 | 25,81,640.00 | 10% | 10,32,088.02 | 1,67,578.10 | 11,99,666.12 | 13,81,973.88 | 15,41,107.98 |
| 16 | CORDLESS MIC | 2,300.00 | | 2,300.00 | 10% | 1,224.75 | 107.53 | 1,332.28 | 967.73 | 1,075.25 |
| 17 | Digital Projector | 5,33,974.50 | | 5,33,974.50 | 10% | 1,34,977.72 | 39,904.68 | 1,74,882.40 | 3,59,142.10 | 3,99,046.78 |
| 18 | Dot Matrix Printer | 1,28,642.00 | | 1,28,642.00 | 60% | 79,923.62 | 29,231.03 | 1,09,154.65 | 19,487.35 | 48,718.38 |
| 19 | Drum Set | 10,200.00 | | 10,200.00 | 10% | 3,461.46 | 673.85 | 4,135.31 | 6,064.69 | 6,738.54 |
| 20 | Electrical & Installation | 35,301.00 | | 35,301.00 | 10% | 7,635.36 | 2,766.56 | 10,401.92 | 24,899.08 | 27,665.64 |
| 21 | Electronic Equipment | 4,59,361.75 | | 4,59,361.75 | 10% | 1,17,702.35 | 34,165.94 | 1,51,868.29 | 3,07,493.46 | 3,41,659.40 |
| 22 | Electronic Lab. Tables | 32,960.00 | | 32,960.00 | 10% | 7,228.31 | 2,573.17 | 9,801.48 | 23,158.52 | 25,731.69 |
| 23 | Emergency Lamp | 2,600.00 | | 2,600.00 | 10% | 888.71 | 171.13 | 1,059.84 | 1,540.16 | 1,711.29 |
| 24 | Fan | 49,427.00 | | 49,427.00 | 10% | 17,137.26 | 3,228.37 | 20,366.23 | 29,060.77 | 32,289.74 |
| 25 | Fax Machine | 7,110.00 | | 7,110.00 | 10% | 2,501.17 | 460.88 | 2,962.05 | 4,147.95 | 4,608.83 |
| 26 | Flag Stand and Pipe | 2,950.00 | | 2,950.00 | 10% | 696.24 | 225.38 | 921.62 | 2,028.38 | 2,253.76 |
| 27 | Furniture & Dead Stock | 78,541.00 | | 78,541.00 | 10% | 32,559.33 | 4,598.17 | 37,157.50 | 41,383.50 | 45,981.67 |
| 28 | Gas Stove | 1,050.00 | | 1,050.00 | 10% | 351.91 | 69.81 | 421.72 | 628.28 | 698.09 |
| 29 | Generator | 5,18,034.00 | | 5,18,034.00 | 10% | 2,29,792.29 | 28,824.17 | 2,58,616.46 | 2,59,417.54 | 2,88,241.71 |
| 30 | Glass Board | 27,000.00 | | 27,000.00 | 10% | 7,798.75 | 1,920.13 | 9,718.87 | 17,281.13 | 19,201.25 |
| 31 | Hall Size Stovewell | 6,000.00 | | 6,000.00 | 10% | 1,733.06 | 426.69 | 2,159.75 | 3,840.25 | 4,266.94 |
| 32 | H.P. Printer 1022 | 9,750.00 | | 9,750.00 | 10% | 4,293.79 | 545.62 | 4,839.41 | 4,910.59 | 5,456.21 |
| 33 | Library Books | 10,94,839.30 | 31,124.00 | 11,25,963.30 | 10% | 3,49,474.54 | 79,328.48 | 4,28,803.02 | 6,97,160.28 | 7,64,160.76 |
| 34 | Library Tables | 78,000.00 | | 78,000.00 | 10% | 18,409.48 | 5,959.05 | 24,368.53 | 53,631.47 | 59,590.52 |
| 35 | Magazine Stand | 2,472.30 | | 2,472.30 | 10% | 983.51 | 188.88 | 772.39 | 1,699.91 | 1,888.79 |
| 36 | Master Lock | 490.00 | | 490.00 | 10% | 155.53 | 37.45 | 152.98 | 337.02 | 374.47 |
| 37 | Mic | 5,196.00 | | 5,196.00 | 10% | 2,766.87 | 242.91 | 3,009.78 | 2,186.22 | 2,425.13 |
| 38 | Notice Board | 25,215.00 | | 25,215.00 | 10% | 9,068.66 | 1,614.63 | 10,683.29 | 14,531.71 | 16,146.34 |
| 39 | Number Machine | 1,445.00 | | 1,445.00 | 10% | 545.25 | 89.98 | 635.22 | 809.78 | 899.75 |
| 40 | Office Tables | 1,48,195.00 | | 1,48,195.00 | 10% | 42,060.28 | 10,613.47 | 52,673.75 | 95,521.25 | 1,06,134.72 |
| 41 | OHP | 14,077.00 | | 14,077.00 | 10% | 3,960.63 | 1,011.64 | 4,972.26 | 9,104.74 | 10,116.37 |
| 42 | PCO Coin Box | 2,500.00 | | 2,500.00 | 10% | 992.07 | 150.79 | 1,142.87 | 1,357.13 | 1,507.93 |
| 43 | Plastic Chairs | 22,110.00 | | 22,110.00 | 10% | 5,094.55 | 1,701.54 | 6,796.10 | 15,313.90 | 17,015.45 |
| 44 | Platform | 24,000.00 | | 24,000.00 | 10% | 5,664.46 | 1,833.55 | 7,498.01 | 16,501.99 | 18,335.54 |

PVG's College of Science, Pune -09

4.4.1 Average expenditure incurred on maintenance of physical facilities and academic support facilities excluding salary component.

| SR. NO. | PARTICULARS | ADDITIONS/ (DEDUCTIONS) | TOTAL | RATE | UP TO 31.03.2014 | DEPRECIATION DURING THE YEAR | TOTAL | W.D.V. AS AT 31.3.2017 | W.D.V. AS AT 31.03.2016 |
|---------|--------------------------------------|----------------------------|-----------------------|------|---------------------|------------------------------------|---------------------|------------------------------|-------------------------------|
| 45 | Podium | 6,115.00 | 6,115.00 | 10% | 1,783.01 | 433.20 | 2,216.21 | 3,888.79 | 4,331.99 |
| 46 | Pump | 8,753.00 | 8,753.00 | 10% | 2,973.00 | 578.00 | 3,551.00 | 5,202.00 | 5,780.00 |
| 47 | Risograph Digital Duplicator Machine | 1,79,010.00 | 1,79,010.00 | 10% | 95,322.83 | 8,368.72 | 1,03,691.54 | 75,318.46 | 83,687.18 |
| 48 | Shoes Stand | 12,750.00 | 12,750.00 | 10% | 5,406.45 | 734.35 | 6,140.81 | 6,609.19 | 7,343.55 |
| 49 | name boards | 14,336.00 | 14,336.00 | 10% | 5,806.08 | 852.99 | 6,659.07 | 7,676.93 | 8,529.92 |
| 50 | Sound System | 25,983.00 | 25,983.00 | 10% | 8,681.37 | 1,710.16 | 10,391.53 | 15,391.47 | 17,101.63 |
| 51 | Stools | 14,210.00 | 14,210.00 | 10% | 3,286.73 | 1,092.33 | 4,379.06 | 9,830.94 | 10,923.27 |
| 52 | Storewell | 86,200.50 | 86,200.50 | 10% | 25,490.68 | 6,070.88 | 31,561.66 | 54,638.84 | 60,709.82 |
| 53 | Tally | 4,200.00 | 4,200.00 | 10% | 1,966.35 | 196.35 | 2,162.85 | 1,767.15 | 1,963.50 |
| 54 | Telephone Instruments | 13,790.00 | 13,790.00 | 10% | 5,399.44 | 839.06 | 6,238.49 | 7,551.51 | 8,390.56 |
| 55 | Telephone Systems | 60,545.00 | 60,545.00 | 10% | 3,284.08 | 3,284.08 | 6,568.16 | 29,556.76 | 32,840.84 |
| 56 | Utensils | 4,041.00 | 4,041.00 | 10% | 1,463.75 | 257.73 | 1,721.47 | 2,319.53 | 2,577.25 |
| 57 | Vacuum Cleaner | 5,330.00 | 5,330.00 | 10% | 1,499.57 | 383.04 | 1,882.62 | 3,447.38 | 3,830.43 |
| 58 | Visitors Chairs | 19,100.00 | 19,100.00 | 10% | 8,239.69 | 1,086.03 | 9,325.72 | 9,774.28 | 10,860.31 |
| 59 | Wall Clocks | 1,765.00 | 1,765.00 | 10% | 706.61 | 105.84 | 812.45 | 952.55 | 1,058.39 |
| 60 | Water Tank Stand | 250.00 | 250.00 | 10% | 85.45 | 16.46 | 101.90 | 148.10 | 164.55 |
| 61 | Weighting Machine | 900.00 | 900.00 | 10% | 333.09 | 64.69 | 397.78 | 582.22 | 646.91 |
| 62 | Wheel Chairs | 35,576.00 | 35,576.00 | 10% | 12,155.06 | 2,852.09 | 15,007.16 | 20,568.84 | 28,520.94 |
| 63 | White Boards | 60,598.00 | 60,598.00 | 10% | 9,423.25 | 5,117.47 | 14,540.73 | 46,057.27 | 51,174.75 |
| 64 | Wooden Chairs | 17,000.00 | 17,000.00 | 10% | 4,783.09 | 1,221.69 | 6,004.79 | 10,995.21 | 12,216.91 |
| 65 | Writing Desk | 3,360.00 | 3,360.00 | 10% | 945.36 | 241.46 | 1,186.83 | 2,173.17 | 2,414.64 |
| 66 | Writing Pad Chairs | 74,375.00 | 74,375.00 | 10% | 30,412.92 | 4,396.21 | 34,809.13 | 39,565.87 | 43,962.08 |
| 67 | DLP Remote | 2,500.00 | 2,500.00 | 10% | 996.33 | 150.37 | 1,146.70 | 1,353.30 | 1,503.67 |
| 68 | DVD | 6,000.00 | 6,000.00 | 10% | 2,381.20 | 360.88 | 2,742.08 | 3,247.92 | 3,608.80 |
| 69 | Portable Visual Presenter | 23,000.00 | 23,000.00 | 10% | 9,166.25 | 1,383.37 | 10,549.63 | 12,450.37 | 13,833.75 |
| 70 | Rolling White Screen | 6,165.00 | 6,165.00 | 10% | 3,254.03 | 491.10 | 3,745.12 | 4,419.88 | 4,910.97 |
| 71 | DLP Trolley | 7,160.00 | 7,160.00 | 10% | 3,090.99 | 406.90 | 3,497.89 | 3,662.11 | 4,069.01 |
| 72 | Epson Lx 300 Printer | 1,45,225.00 | 1,45,225.00 | 60% | 1,10,758.59 | 20,579.84 | 1,31,338.44 | 13,786.56 | 34,466.41 |
| 73 | Folding Table | 5,800.00 | 5,800.00 | 10% | 2,503.83 | 329.62 | 2,833.45 | 2,966.55 | 3,296.17 |
| 74 | Letter Box | 475.00 | 475.00 | 10% | 205.06 | 26.99 | 232.06 | 242.94 | 269.94 |
| 75 | UPS Stand | 26,828.00 | 26,828.00 | 10% | 12,570.50 | 1,425.75 | 13,996.25 | 12,831.75 | 14,257.50 |
| 76 | Weighting Scale | 4,500.00 | 4,500.00 | 10% | 1,942.66 | 255.73 | 2,198.40 | 2,301.60 | 2,557.34 |
| 77 | Fire Safety | 29,644.00 | 29,644.00 | 10% | 9,826.60 | 1,981.74 | 11,808.34 | 17,835.66 | 19,817.40 |
| 78 | H.P.DeskJet Printer | 2,250.00 | 2,250.00 | 60% | 2,240.78 | 5.53 | 2,246.31 | 3.69 | 9.22 |
| 79 | HP lazer jet 1020 PLUS | 6,800.00 | 6,800.00 | 60% | 6,798.80 | 0.72 | 6,799.52 | 0.48 | 1.20 |
| 80 | Laptop | 35,000.00 | 35,000.00 | 60% | 34,856.64 | 86.02 | 34,942.66 | 57.34 | 143.36 |
| 81 | Printer 3005 | 38,480.00 | 38,480.00 | 60% | 38,322.39 | 94.57 | 38,416.95 | 63.05 | 157.61 |
| 82 | Side Table | 5,007.00 | 5,007.00 | 10% | 2,346.07 | 266.09 | 2,612.17 | 2,394.83 | 2,660.93 |
| 83 | HP Printer cp 1515N | 7,425.00 | 7,425.00 | 10% | 7,420.75 | 0.43 | 7,421.18 | 3.82 | 4.25 |
| 84 | Time Attendance Machine | 12,600.00 | 12,600.00 | 10% | 7,009.31 | 559.07 | 7,568.38 | 5,031.62 | 5,590.69 |
| 85 | Aquaguard | 7,190.00 | 7,190.00 | 10% | 4,293.68 | 89.63 | 4,383.31 | 2,806.69 | 896.33 |
| 86 | Website | 42,400.00 | 42,400.00 | 10% | 11,766.00 | 3,063.40 | 14,829.40 | 27,570.60 | 30,634.00 |
| 87 | Water cooler | 57,375.00 | 57,375.00 | 10% | 8,606.25 | 4,876.88 | 13,483.13 | 43,891.88 | 48,768.75 |
| | TOTAL RS. | 1,50,42,132.75 | 1,52,07,929.75 | | 73,81,163.03 | 16,71,991.77 | 90,57,152.81 | 61,50,776.94 | 78,21,119.72 |

PVG's College of Science, Pune -09

4.4.1 Average expenditure incurred on maintenance of physical facilities and academic support facilities excluding salary component.

4.4.1 Academic Facilities

SCHEDULE : G EXPENDITURE ON OBJECTS OF THE TRUST

| SR. NO. | PARTICULARS | AMOUNT FOR YEAR ENDED 31.03.2017 |
|---------|------------------------------------|----------------------------------|
| 1 | Affiliation & Continuation | 1,58,000.00 |
| 2 | Bank Commission & Charges | 1,516.63 |
| 3 | Visiting Exps. | 1,38,300.00 |
| 4 | Computer Maintenance | 4,47,237.00 |
| 5 | Conveyance | 35,575.00 |
| 6 | Corpus Fund | 1,668.00 |
| 7 | Diesel Exp. | 56,299.00 |
| 8 | Education Seminar & Training Exps. | 12,787.00 |
| 9 | Electricity Exps. | 4,83,970.00 |
| 10 | Electronics Equipments Maintenance | 4,799.00 |
| 11 | EPF Administration Exps. | 1,05,812.00 |
| 12 | EPF Employers' Share | 6,13,866.00 |
| 13 | Guest lectures and seminars | |
| 14 | Fee Refund | 8,78,244.00 |
| 15 | Gathering & Cultural Exps. | 2,41,042.00 |
| 16 | Gratuity Expenses | 7,515.00 |
| 17 | Medical Exps. | 2,640.00 |
| 18 | Office Exps. | 23,239.00 |
| 19 | Periodicals | 16,130.00 |
| 20 | Postage | 346.00 |
| 21 | Printing & Stationary | 4,65,718.00 |
| 22 | Professional Fee | 2,28,510.00 |
| 23 | Reception | 42,053.00 |
| 24 | Rent | 34,09,200.00 |
| 25 | Reparing & Maint | 5,46,189.00 |
| 26 | Practical Workbook Files | 3,800.00 |
| 27 | Salary MCS Staff | |
| 28 | Salary Non Teaching | 25,17,187.00 |
| 29 | Salary Overtime | |
| 30 | Salary Teaching | 77,63,355.00 |
| 31 | Sanitation & Cleaning Exps. | 46,314.00 |
| 32 | Sports Exps. | 16,824.00 |
| 33 | T.A.D.A. | 21,644.00 |
| 34 | Telephone Exps. | 1,63,745.00 |
| 35 | Health Centre | 1,760.00 |
| 36 | Misc exp | 38,710.00 |
| 37 | NSS | 4,170.00 |
| 38 | Student Remuneration | 1,887.00 |
| 39 | Electrical Work | 56,301.00 |
| | TOTAL RS. | 1,85,56,352.63 |

SCHEDULE : H INCOME

| SR. NO. | PARTICULARS | AMOUNT FOR YEAR ENDED 31.03.2017 |
|---------|------------------------------|----------------------------------|
| | Guest lectures and seminars | |
| | Disaster Management | |
| | MCS Entrance | 45,600.00 |
| | Environmental Science Course | 18,660.00 |
| | miscellaneous receipts | 52,689.00 |
| | Practical Workbook Files | |
| | TOTAL RS. | 1,16,949.00 |

PVG's College of Science, Pune -09

4.4.1 Average expenditure incurred on maintenance of physical facilities and academic support facilities excluding salary component.

4.4.1 Physical facilities
Pune Vidvarthi Griha's College of Science, Pune-411009.
Budget for the year 2016-17

| Estimated Receipts | | Amount | Estimated Expenditure Head | Amount |
|---------------------------|-------|--------------------|---------------------------------|--------------------|
| Recurring Receipts | | | Recurring Expenses | |
| Fee Collection | | 20899900.00 | Salaries | 13925124 |
| F.Y. 80 Students x | 40120 | 3209600 | E.P.F. Employer's share | 648000 |
| S.Y. 90 Students x | 39230 | 3530700 | E.P.F. Administrative Expenses | 130000 |
| T.Y. 80 Students x | 41590 | 3327200 | Gratuity Premium | 100000 |
| MCS-I 60 Students x | 56840 | 3410400 | Advance against 6th pay | 15000 |
| MCS-II 60 Students x | 51040 | 3062400 | Affiliation & Continuation | 100000 |
| MCA-I 30 Students x | 56340 | 1690200 | Advertisement | 100000 |
| MCA-II 22 Students x | 55740 | 1226280 | Examination Expenses | 75000 |
| MCA-III 28 students x | 51540 | 1443120 | TADA to UOP Committee Exps. | 30000 |
| | | | University Share | 349630 |
| Misc Receipts | | 10000.00 | Computer Maintenance | 100000 |
| | | | Comp Maint contract | 550000 |
| | | | Electronics Lab. Maintenance | 10000 |
| | | | Fur. & Dead stock Maintenance | 50000 |
| | | | Equipment Maintenance(AMCs) | 150000 |
| | | | Functions & Festivals | 15000 |
| | | | Gathering & Cultural Expenses | 250000 |
| | | | Competition & Sports Exps | 15000 |
| | | | Education, Seminar & Training | 60000 |
| | | | Medical Expenses | 5000 |
| | | | Printing & Stationary Expenses | 600000 |
| | | | Rent | 7200000 |
| | | | Electricity Expenses | 600000 |
| | | | Audit Fees & Professional Fee | 25000 |
| | | | Conveyance | 30000 |
| | | | Misc. Expenses | 50000 |
| | | | Office Expenses | 5000 |
| | | | Periodicals & News Paper | 20000 |
| | | | Postage Expenses | 5000 |
| | | | Reception & Refreshment Exps. | 50000 |
| | | | Sanitation & Cleaning Expenses | 70000 |
| | | | Telephone Expenses & Internet | 240000 |
| | | | Diesel Exp. | 150000 |
| | | | | 25722754 |
| | | | Non Recurring Expenses | |
| | | | Library Books | 25000 |
| | | | Computer Purchases | 1000000 |
| | | | Electronics Equipments | 25000 |
| | | | Furniture (Benches, Table etc.) | 10000 |
| | | | Furniture (Office) | 20000 |
| | | | Building Painting(External) | 200000 |
| | | | Building Maintenance | 100000 |
| | | | Software upgradation (License) | 300000 |
| | | | Terrace Shed | 200000 |
| | | | | 1880000 |
| Deficit | | 6702854.00 | | |
| Total Rs. | | 27612754.00 | | 27602754.00 |


 Director
 PVG's College of Science
 Vidyanagar, Pune - 411 009

PVG's College of Science, Pune -09

4.4.1 Average expenditure incurred on maintenance of physical facilities and academic support facilities excluding salary component.

4.4.1 Physical Facilities

| Sl. No. | Particulars | Amount Paid (Rs.) | Rate | UP TO 31.03.2018 | UP TO 31.03.2017 | UP TO 31.03.2016 | UP TO 31.03.2015 | UP TO 31.03.2014 | UP TO 31.03.2013 | UP TO 31.03.2012 | UP TO 31.03.2011 | UP TO 31.03.2010 |
|---------|----------------------------------|-------------------|------|------------------|------------------|------------------|------------------|------------------|------------------|------------------|------------------|------------------|
| 1 | Ac. Equipments | 15,000.00 | 10% | 15,000.00 | 1,000.00 | 1,000.00 | 1,000.00 | 1,000.00 | 1,000.00 | 1,000.00 | 1,000.00 | 1,000.00 |
| 2 | Alphabetical Mark | 1,000.00 | 10% | 1,000.00 | 1,000.00 | 1,000.00 | 1,000.00 | 1,000.00 | 1,000.00 | 1,000.00 | 1,000.00 | 1,000.00 |
| 3 | Automatic Master Printer | 1,12,000.00 | 10% | 1,12,000.00 | 1,12,000.00 | 1,12,000.00 | 1,12,000.00 | 1,12,000.00 | 1,12,000.00 | 1,12,000.00 | 1,12,000.00 | 1,12,000.00 |
| 4 | Barcode Scanner | 4,000.00 | 10% | 4,000.00 | 4,000.00 | 4,000.00 | 4,000.00 | 4,000.00 | 4,000.00 | 4,000.00 | 4,000.00 | 4,000.00 |
| 5 | Canon Copier Machine | 2,17,763.00 | 10% | 2,17,763.00 | 2,17,763.00 | 2,17,763.00 | 2,17,763.00 | 2,17,763.00 | 2,17,763.00 | 2,17,763.00 | 2,17,763.00 | 2,17,763.00 |
| 6 | Chairs | 1,17,156.00 | 10% | 1,17,156.00 | 1,17,156.00 | 1,17,156.00 | 1,17,156.00 | 1,17,156.00 | 1,17,156.00 | 1,17,156.00 | 1,17,156.00 | 1,17,156.00 |
| 7 | Block Board | 7,540.00 | 10% | 7,540.00 | 7,540.00 | 7,540.00 | 7,540.00 | 7,540.00 | 7,540.00 | 7,540.00 | 7,540.00 | 7,540.00 |
| 8 | Battery & UPS | 11,98,866.00 | 10% | 11,98,866.00 | 11,98,866.00 | 11,98,866.00 | 11,98,866.00 | 11,98,866.00 | 11,98,866.00 | 11,98,866.00 | 11,98,866.00 | 11,98,866.00 |
| 9 | Book Case | 2,00,878.00 | 10% | 2,00,878.00 | 2,00,878.00 | 2,00,878.00 | 2,00,878.00 | 2,00,878.00 | 2,00,878.00 | 2,00,878.00 | 2,00,878.00 | 2,00,878.00 |
| 10 | Calculators | 11,080.00 | 10% | 11,080.00 | 11,080.00 | 11,080.00 | 11,080.00 | 11,080.00 | 11,080.00 | 11,080.00 | 11,080.00 | 11,080.00 |
| 11 | CCTV | 1,64,509.00 | 10% | 1,64,509.00 | 1,64,509.00 | 1,64,509.00 | 1,64,509.00 | 1,64,509.00 | 1,64,509.00 | 1,64,509.00 | 1,64,509.00 | 1,64,509.00 |
| 12 | Chairs | 48,338.00 | 10% | 48,338.00 | 48,338.00 | 48,338.00 | 48,338.00 | 48,338.00 | 48,338.00 | 48,338.00 | 48,338.00 | 48,338.00 |
| 13 | Computer Lab. Tables | 3,14,619.00 | 10% | 3,14,619.00 | 3,14,619.00 | 3,14,619.00 | 3,14,619.00 | 3,14,619.00 | 3,14,619.00 | 3,14,619.00 | 3,14,619.00 | 3,14,619.00 |
| 14 | Computers | 54,62,116.40 | 60% | 32,772,698.40 | 32,772,698.40 | 32,772,698.40 | 32,772,698.40 | 32,772,698.40 | 32,772,698.40 | 32,772,698.40 | 32,772,698.40 | 32,772,698.40 |
| 15 | Computer Software Licence Copies | 24,46,967.00 | 10% | 24,46,967.00 | 24,46,967.00 | 24,46,967.00 | 24,46,967.00 | 24,46,967.00 | 24,46,967.00 | 24,46,967.00 | 24,46,967.00 | 24,46,967.00 |
| 16 | Cordless Mic | 2,300.00 | 10% | 2,300.00 | 2,300.00 | 2,300.00 | 2,300.00 | 2,300.00 | 2,300.00 | 2,300.00 | 2,300.00 | 2,300.00 |
| 17 | Digital Projector | 5,33,974.50 | 10% | 5,33,974.50 | 5,33,974.50 | 5,33,974.50 | 5,33,974.50 | 5,33,974.50 | 5,33,974.50 | 5,33,974.50 | 5,33,974.50 | 5,33,974.50 |
| 18 | Dot Matrix Printer | 1,28,642.00 | 60% | 77,185.20 | 77,185.20 | 77,185.20 | 77,185.20 | 77,185.20 | 77,185.20 | 77,185.20 | 77,185.20 | 77,185.20 |
| 19 | Drum Set | 10,200.00 | 10% | 10,200.00 | 10,200.00 | 10,200.00 | 10,200.00 | 10,200.00 | 10,200.00 | 10,200.00 | 10,200.00 | 10,200.00 |
| 20 | Electrical & Installation | 35,301.00 | 10% | 35,301.00 | 35,301.00 | 35,301.00 | 35,301.00 | 35,301.00 | 35,301.00 | 35,301.00 | 35,301.00 | 35,301.00 |
| 21 | Electronic Equipment | 4,59,361.75 | 10% | 4,59,361.75 | 4,59,361.75 | 4,59,361.75 | 4,59,361.75 | 4,59,361.75 | 4,59,361.75 | 4,59,361.75 | 4,59,361.75 | 4,59,361.75 |
| 22 | Electronic Lab. Tables | 32,960.00 | 10% | 32,960.00 | 32,960.00 | 32,960.00 | 32,960.00 | 32,960.00 | 32,960.00 | 32,960.00 | 32,960.00 | 32,960.00 |
| 23 | Emergency Lamp | 2,600.00 | 10% | 2,600.00 | 2,600.00 | 2,600.00 | 2,600.00 | 2,600.00 | 2,600.00 | 2,600.00 | 2,600.00 | 2,600.00 |
| 24 | Fan | 49,427.00 | 10% | 49,427.00 | 49,427.00 | 49,427.00 | 49,427.00 | 49,427.00 | 49,427.00 | 49,427.00 | 49,427.00 | 49,427.00 |
| 25 | Fax Machine | 7,110.00 | 10% | 7,110.00 | 7,110.00 | 7,110.00 | 7,110.00 | 7,110.00 | 7,110.00 | 7,110.00 | 7,110.00 | 7,110.00 |
| 26 | Flag Stand and Pipe | 2,950.00 | 10% | 2,950.00 | 2,950.00 | 2,950.00 | 2,950.00 | 2,950.00 | 2,950.00 | 2,950.00 | 2,950.00 | 2,950.00 |
| 27 | Furniture & Dead Stock | 78,541.00 | 10% | 78,541.00 | 78,541.00 | 78,541.00 | 78,541.00 | 78,541.00 | 78,541.00 | 78,541.00 | 78,541.00 | 78,541.00 |
| 28 | Gas Stove | 1,050.00 | 10% | 1,050.00 | 1,050.00 | 1,050.00 | 1,050.00 | 1,050.00 | 1,050.00 | 1,050.00 | 1,050.00 | 1,050.00 |
| 29 | Generator | 5,18,034.00 | 10% | 5,18,034.00 | 5,18,034.00 | 5,18,034.00 | 5,18,034.00 | 5,18,034.00 | 5,18,034.00 | 5,18,034.00 | 5,18,034.00 | 5,18,034.00 |
| 30 | Glass Board | 27,000.00 | 10% | 27,000.00 | 27,000.00 | 27,000.00 | 27,000.00 | 27,000.00 | 27,000.00 | 27,000.00 | 27,000.00 | 27,000.00 |
| 31 | Hall Size Stowell | 6,000.00 | 10% | 6,000.00 | 6,000.00 | 6,000.00 | 6,000.00 | 6,000.00 | 6,000.00 | 6,000.00 | 6,000.00 | 6,000.00 |
| 32 | H.P. Printer 1022 | 9,750.00 | 10% | 9,750.00 | 9,750.00 | 9,750.00 | 9,750.00 | 9,750.00 | 9,750.00 | 9,750.00 | 9,750.00 | 9,750.00 |
| 33 | Library Books | 10,94,839.30 | 10% | 10,94,839.30 | 10,94,839.30 | 10,94,839.30 | 10,94,839.30 | 10,94,839.30 | 10,94,839.30 | 10,94,839.30 | 10,94,839.30 | 10,94,839.30 |
| 34 | Library Tables | 78,000.00 | 10% | 78,000.00 | 78,000.00 | 78,000.00 | 78,000.00 | 78,000.00 | 78,000.00 | 78,000.00 | 78,000.00 | 78,000.00 |
| 35 | Magazine Stand | 2,472.30 | 10% | 2,472.30 | 2,472.30 | 2,472.30 | 2,472.30 | 2,472.30 | 2,472.30 | 2,472.30 | 2,472.30 | 2,472.30 |
| 36 | Master Lock | 490.00 | 10% | 490.00 | 490.00 | 490.00 | 490.00 | 490.00 | 490.00 | 490.00 | 490.00 | 490.00 |
| 37 | Mic | 5,196.00 | 10% | 5,196.00 | 5,196.00 | 5,196.00 | 5,196.00 | 5,196.00 | 5,196.00 | 5,196.00 | 5,196.00 | 5,196.00 |
| 38 | Notice Board | 25,215.00 | 10% | 25,215.00 | 25,215.00 | 25,215.00 | 25,215.00 | 25,215.00 | 25,215.00 | 25,215.00 | 25,215.00 | 25,215.00 |
| 39 | Number Machine | 1,445.00 | 10% | 1,445.00 | 1,445.00 | 1,445.00 | 1,445.00 | 1,445.00 | 1,445.00 | 1,445.00 | 1,445.00 | 1,445.00 |
| 40 | Office Tables | 1,48,195.00 | 10% | 1,48,195.00 | 1,48,195.00 | 1,48,195.00 | 1,48,195.00 | 1,48,195.00 | 1,48,195.00 | 1,48,195.00 | 1,48,195.00 | 1,48,195.00 |
| 41 | OHP | 14,077.00 | 10% | 14,077.00 | 14,077.00 | 14,077.00 | 14,077.00 | 14,077.00 | 14,077.00 | 14,077.00 | 14,077.00 | 14,077.00 |
| 42 | PCO Coin Box | 2,500.00 | 10% | 2,500.00 | 2,500.00 | 2,500.00 | 2,500.00 | 2,500.00 | 2,500.00 | 2,500.00 | 2,500.00 | 2,500.00 |
| 43 | Plastic Chairs | 22,110.00 | 10% | 22,110.00 | 22,110.00 | 22,110.00 | 22,110.00 | 22,110.00 | 22,110.00 | 22,110.00 | 22,110.00 | 22,110.00 |
| 44 | Platform | 24,000.00 | 10% | 24,000.00 | 24,000.00 | 24,000.00 | 24,000.00 | 24,000.00 | 24,000.00 | 24,000.00 | 24,000.00 | 24,000.00 |
| | | | | 31,34,673.00 | | | | | | | | |

Principal
P.V.G.'s College of Science
Vidyanagar, S. No. 44, Parvati,
Pune - 411 009



PVG's College of Science, Pune -09

4.4.1 Average expenditure incurred on maintenance of physical facilities and academic support facilities excluding salary component.

SCHEDULE : G 4.4.1 Physical Facilities -
EXPENDITURE ON OBJECTS OF THE TRUST

| SR NO. | PARTICULARS | AMOUNT FOR YEAR ENDED 31.03.2017 |
|-----------|------------------------------------|--|
| 2 | Affiliation & Continuation | 1,58,000.00 |
| 3 | Bank Commission & Charges | 1,516.63 |
| 3 | Wasting Exps. | 1,38,300.00 |
| 4 | Computer Maintenance | 4,47,237.00 |
| 5 | Conveyance | 35,575.00 |
| 6 | Corpus Fund | 1,668.00 |
| 7 | Diesel Exp. | 56,299.00 |
| 8 | Education Seminar & Training Exps. | 12,787.00 |
| 9 | Electricity Exps. | 4,83,970.00 |
| 10 | Electronics Equipments Maintenance | 4,799.00 |
| 11 | EPF Administration Exps. | 1,05,812.00 |
| 12 | EPF Employers' Share | 6,13,866.00 |
| 13 | Guest lectures and seminars | |
| 14 | Fee Refund | 8,78,244.00 |
| 15 | Gathering & Cultural Exps. | 2,41,042.00 |
| 16 | Gratuity Expenses | 7,515.00 |
| 17 | Medical Exps. | 2,640.00 |
| 18 | Office Exps. | 23,239.00 |
| 19 | Periodicals | 16,130.00 |
| 20 | Postage | 346.00 |
| 21 | Printing & Stationary | 4,65,718.00 |
| 22 | Professional Fee | 2,28,510.00 |
| 23 | Reception | 42,053.00 |
| 24 | Rent | 34,09,200.00 |
| 25 | Repairing & Maint | 5,46,189.00 |
| 26 | Practical Workbook Files | 3,800.00 |
| 27 | Salary MCS Staff | |
| 28 | Salary Non Teaching | 25,17,187.00 |
| 29 | Salary Overtime | |
| 30 | Salary Teaching | 77,63,355.00 |
| 31 | Sanitation & Cleaning Exps. | 46,314.00 |
| 32 | Sports Exps. | 16,824.00 |
| 33 | T.A.D.A. | 21,644.00 |
| 34 | Telephone Exps. | 1,63,745.00 |
| 35 | Health Centre | 1,760.00 |
| 36 | Misc exp | 38,710.00 |
| 37 | MSS | 4,170.00 |
| 38 | Student Remuneration | 1,887.00 |
| 39 | Electrical Work | 56,301.00 |
| | TOTAL RS. | 1,85,56,352.63 |

SCHEDULE : H
INCOME

| SR NO. | PARTICULARS | AMOUNT FOR YEAR ENDED 31.03.2017 |
|-----------|------------------------------|--|
| | Guest lectures and seminars | |
| | Disaster Management | |
| | MCS Entrance | 45,600.00 |
| | Environmental Science Course | 18,660.00 |
| | miscellaneous receipts | 52,689.00 |
| | Practical Workbook Files | |
| | TOTAL RS. | 1,16,949.00 |



Principal

P.V.G.'s College of Science
Vidyanagari, S. No. 44, Pa
Pune - 411 009

PVG's College of Science, Pune -09

4.4.1 Average expenditure incurred on maintenance of physical facilities and academic support facilities excluding salary component.

2.4.1 Academic & Physical Facilities

Pune Vidvarthi Griha's College of Science, Pune-411009.
Budget for the year 2017-18

| Estimated Receipts | | Amount | Estimated Expenditure Head | Amount |
|---------------------------|---------------|-------------|---------------------------------|-------------|
| Recurring Receipts | | | Recurring Expenses | |
| Fee Collection | | 17310970.00 | Salaries | 14591961 |
| F.Y. 80 Students x | 40120 3209600 | | E.P.F. Employer's share | 648000 |
| S.Y. 90 Students x | 39230 3530700 | | E.P.F. Administrative Expenses | 130000 |
| T.Y. 70 Students x | 41590 2911300 | | Gratuity Premium | 100000 |
| MCS-I 60 Students x | 56790 3407400 | | Affiliation & Continuation | 100000 |
| MCS-II 60 Students x | 51090 3065400 | | Advertisement | 100000 |
| MCA-III 23 students x | 51590 1186570 | | Examination Expenses | 75000 |
| | | | TADA to UOP Committee Exps. | 30000 |
| | | | University Share | 150000 |
| Misc Receipts | 20000.00 | | Computer Maintenance | 100000 |
| | | | Comp Maint contract | 500000 |
| | | | Electronics Lab. Maintenance | 10000 |
| | | | Fur. & Dead stock Maintenance | 50000 |
| | | | Equipment Maintenance(AMCs) | 150000 |
| | | | Functions & Festivals | 15000 |
| | | | Gathering & Cultural Expenses | 300000 |
| | | | Competition & Sports Exps | 40000 |
| | | | Education, Seminar & Training | 60000 |
| | | | Medical Expenses | 5000 |
| | | | Printing & Stationary Expenses | 600000 |
| | | | Rent | 3500000 |
| | | | Electricity Expenses | 600000 |
| | | | Audit Fees & Professional Fee | 30000 |
| | | | Conveyance | 30000 |
| | | | Misc. Expenses | 30000 |
| | | | Office Expenses | 5000 |
| | | | Periodicals | 15000 |
| | | | Postage Expenses | 5000 |
| | | | Reception & Refreshment Exps. | 50000 |
| | | | Sanitation & Cleaning Expenses | 70000 |
| | | | Telephone Expenses & Internet | 250000 |
| | | | Diesel Exp. | 120000 |
| | | | | 22459961 |
| | | | Non Recurring Expenses | |
| | | | Library Books | 50000 |
| | | | Computer Purchases | 500000 |
| | | | Electronics Equipments | 20000 |
| | | | Furniture (Benches, Table etc.) | 10000 |
| | | | Furniture (Office) | 20000 |
| | | | Building Painting(External) | 200000 |
| | | | Building Maintenance | 100000 |
| | | | Software upgradation (License) | 200000 |
| | | | Toilet Repairing | 200000 |
| | | | UPS/Battery | 100000 |
| | | | UPS/Battery (Small) | 30000 |
| | | | | 1430000 |
| Deficit | | 5128991.00 | | |
| Total Rs. | | 22459961.00 | | 22459961.00 |

PVG's College of Science, Pune -09

4.4.1 Average expenditure incurred on maintenance of physical facilities and academic support facilities excluding salary component.

4.4.1 Academic Facilities

PUNE VIDYARTHI GRIHA'S

COLLEGE OF SCIENCE

**44, VIDYANAGARI, PARVATI,
PUNE - 411009.**



**STATEMENT OF ACCOUNTS
FOR THE YEAR ENDED
31ST MARCH 2018**

**A. H. JOSHI & CO.
CHARTERED ACCOUNTANTS
1907, SADASHIV PETH, NATU BAUG,
PUNE - 411 030.**

PVG's College of Science, Pune -09

4.4.1 Average expenditure incurred on maintenance of physical facilities and academic support facilities excluding salary component.

THE BOMBAY PUBLIC TRUSTS ACT, 1950.
SCHEDULE IX [Vide Rule 17 (1)]

NAME OF THE PUBLIC TRUST: Pune Vidyarthi Griha's College of Science
ADDRESS : S.NO. 44, VIDYANAGARI, PARVATI,
PUNE : 411 009.

COLLEGE OF SCIENCE
INCOME AND EXPENDITURE ACCOUNT
FOR THE YEAR ENDED 31.3.2018

| EXPENDITURE | SCH. | AMOUNT (RS.) FOR THE YEAR ENDED (31.03.2018) | INCOME | SCH. | AMOUNT (RS.) | AMOUNT (RS.) FOR THE YEAR ENDED (31.03.2018) |
|---|------|--|---|------|---------------|--|
| TO EXPENDITURE IN RESPECT OF PROPERTIES | | | BY RENT | | | 148,817.00 |
| TO ESTABLISHMENT EXPENSES | | | BY INTEREST : Interest on FD | | | |
| TO REMUNERATION TO TRUSTEES | | | BY DIVIDEND | | | |
| TO LEGAL EXPENSES | | | BY DONATIONS IN CASH OR KIND | | | |
| TO AUDIT FEES | | 11,500.00 | BY GRANTS | | | |
| TO CONTRIBUTION AND FEES | | | BY INCOME FROM OTHER SOURCES Other Income | H | 91,457.00 | |
| TO AMOUNTS WRITTEN OFF | | | Fees Received | I | 17,752,210.00 | 17,843,667.00 |
| TO MISCELLANEOUS EXPENSES | | | BY MISCELLANEOUS RECEIPTS | | | |
| TO DEPRECIATION | C | 3,037,828.40 | BY TRANSFER FROM RESERVE | | | |
| TO AMOUNTS TRANSFERRED TO RESERVE OR SPECIFIC FUNDS Equipments and Other Assets Fund | A | | BY DEFICIT CARRIED OVER TO Pune Vidyarthi Griha's A/c | | | 4,948,185.84 |
| TO EXPENDITURE ON OBJECTS OF THE TRUST | G | 19,891,341.44 | | | | |
| TO SURPLUS CARRIED OVER TO PUNE VIDYARTHI GRIHA'S A/C | | | | | | |
| TOTAL RS. | | 22,940,669.84 | TOTAL RS. | | | 22,940,669.84 |

AS PER OUR REPORT OF EVEN DATE FOR A. H. JOSHI & CO
CHARTERED ACCOUNTANTS
(Firm Reg. No. 112396W)



(Signature)
S.A. JOSHI
(PARTNER)
M. NO.037772

(Signature)
Treasurer
Pune Vidyarthi Griha

(Signature)
Secretary
Pune Vidyarthi Griha

(Signature)
Chairman
Pune Vidyarthi Griha

(Signature)
Principal
P.V.G.'s College of Science

DATE: 31 AUG 2018
PLACE: PUNE

PVG's College of Science, Pune -09

4.4.1 Average expenditure incurred on maintenance of physical facilities and academic support facilities excluding salary component.

THE BOMBAY PUBLIC TRUSTS ACT, 1950.
SCHEDULE VIII [VIDE RULE 17(1)]

NAME OF THE PUBLIC TRUST: Pune Vidyarthi Griha's College of Science

ADDRESS :

S.NO. 44, VIDYANAGARI, PARVATI,
PUNE : 411 009.

COLLEGE OF SCIENCE
BALANCE SHEET AS AT 31ST MARCH, 2018

| FUNDS & LIABILITIES | SCH. | Amount (Rs.) AS AT 31.03.2018 | PROPERTY AND ASSETS | SCH. | Amount (Rs.) AS AT 31.03.2018 |
|---|------|----------------------------------|--|------|----------------------------------|
| OTHER EARMARKED FUNDS (Created under the provisions of the trust deed on scheme or out of the income) | A | 24,482,248.32 | INVESTMENTS (Market value of the above investments is Rs.....) | | |
| LOANS(SECURED OR UNSECURED) | | | FURNITURE, FIXTURES & OTHER ASSETS | C | 9,815,915.36 |
| LIABILITIES | B | 5,942,031.44 | LOANS(SECURED OR UNSECURED) | | |
| | | | ADVANCES, DEPOSITS & OTHERS | D | 2,776,972.95 |
| | | | CASH AND BANK BALANCES | E | 3,601,017.73 |
| | | | SOCIETY'S ACCOUNT PUNE VIDYARTHI GRIHA'S A/c | F | 14,130,373.73 |
| TOTAL RS. | | 30,324,279.76 | TOTAL RS. | | 30,324,279.76 |

The above Balance Sheet to the best of my/our belief contains a true account of the Funds & Liabilities and of the Property & Assets of Trust.

AS PER OUR REPORT OF EVEN DATE
FOR A. H. JOSHI & CO
CHARTERED ACCOUNTANTS
(Firm Reg. No. 112396W)

[Signature]
Treasurer
Pune Vidyarthi Griha

Accountant
Principal
P.V.G's College of Science

31 AUG 2018

DATE:
PLACE: PUNE



[Signature]
S.A. JOSHI
(PARTNER)
M. NO.037772

PVG's College of Science, Pune -09

4.4.1 Average expenditure incurred on maintenance of physical facilities and academic support facilities excluding salary component.

SCHEDULE : C
SCHEDULE OF DEPRECIATION

| SR. NO. | PARTICULARS | GROSS BLOCK AS AT 01.04.2017 | ADDITIONS/ (DEDUCTIONS) (Rs.) | UP TO DEPRECIATION DURING THE YEAR 2017-18 | | W.D.V. AS AT 31.3.2018 | W.D.V. AS AT 31.03.2017 |
|---------|--------------------------------------|------------------------------|-------------------------------|--|------|------------------------|-------------------------|
| | | | | Total | RATE | | |
| 1 | Air Conditioner | 36,980.00 | | 3,698.00 | 10% | 33,282.00 | 36,980.00 |
| 2 | Aluminium Rack | 3,000.00 | | 300.00 | 10% | 2,700.00 | 3,000.00 |
| 3 | Automatic Master Printer | 132,000.00 | | 13,200.00 | 10% | 118,800.00 | 73,868.61 |
| 4 | Barcode Scanner | 4,368.00 | | 436.80 | 10% | 3,931.20 | 2,460.41 |
| 5 | Canon Copier Machine | 247,763.00 | | 24,776.30 | 10% | 222,986.70 | 176,259.86 |
| 6 | Benches | 317,356.00 | | 31,735.60 | 10% | 285,620.40 | 228,876.96 |
| 7 | Black Board | 7,540.00 | | 754.00 | 10% | 6,786.00 | 6,016.77 |
| 8 | Battery & UPS | 1,198,866.00 | 153,000.00 | 135,186.60 | 10% | 1,216,679.40 | 747,103.69 |
| 9 | Book Case | 200,878.00 | | 20,087.80 | 10% | 180,790.20 | 133,903.39 |
| 10 | Calculators | 11,080.00 | | 1,108.00 | 10% | 9,972.00 | 6,100.36 |
| 11 | CCTV | 164,509.00 | | 16,450.90 | 10% | 148,058.10 | 101,705.43 |
| 12 | Chairs | 48,338.00 | | 4,833.80 | 10% | 43,504.20 | 45,334.40 |
| 13 | Computer Lab. Tables | 314,619.00 | 28,080.00 | 31,461.90 | 10% | 283,157.10 | 204,870.32 |
| 14 | Computers | 5,462,116.40 | 23,000.00 | 548,946.56 | 10% | 3,291,069.84 | 1,671,100.02 |
| 15 | Computer Software Licence Copies | 2,581,640.00 | (2,581,640.00) | 258,164.00 | 10% | - | 1,541,107.98 |
| 16 | Cardless Mic | 2,300.00 | | 230.00 | 10% | 2,070.00 | 1,075.25 |
| 17 | Digital Projector | 533,974.50 | | 53,397.45 | 10% | 480,577.05 | 399,046.78 |
| 18 | Dot Matrix Printer | 128,642.00 | | 12,864.20 | 10% | 115,777.80 | 48,718.38 |
| 19 | Drum Set | 10,200.00 | | 1,020.00 | 10% | 9,180.00 | 6,738.54 |
| 20 | Electrical & Installation | 35,301.00 | | 3,530.10 | 10% | 31,770.90 | 27,665.64 |
| 21 | Electronic Equipment | 459,361.75 | | 45,936.18 | 10% | 413,425.58 | 341,659.40 |
| 22 | Electronic Lab. Tables | 32,960.00 | | 3,296.00 | 10% | 29,664.00 | 25,731.69 |
| 23 | Emergency Lamp | 2,600.00 | | 260.00 | 10% | 2,340.00 | 1,711.29 |
| 24 | Fan | 49,427.00 | | 4,942.70 | 10% | 44,484.30 | 32,289.74 |
| 25 | Fax Machine | 7,110.00 | | 711.00 | 10% | 6,399.00 | 4,608.83 |
| 26 | Flag Stand and Pipe | 2,950.00 | | 295.00 | 10% | 2,655.00 | 2,253.76 |
| 27 | Furniture & Dead Stock | 78,541.00 | | 7,854.10 | 10% | 70,686.90 | 45,981.67 |
| 28 | Gas Stove | 1,050.00 | | 105.00 | 10% | 945.00 | 698.09 |
| 29 | Generator | 518,034.00 | | 51,803.40 | 10% | 466,230.60 | 288,241.71 |
| 30 | Glass Board | 27,000.00 | | 2,700.00 | 10% | 24,300.00 | 19,201.25 |
| 31 | Hall Size Storewell | 6,000.00 | | 600.00 | 10% | 5,400.00 | 4,266.94 |
| 32 | H.P. Printer 1022 | 9,750.00 | | 975.00 | 10% | 8,775.00 | 5,456.21 |
| 33 | Library Books | 1,149,337.30 | 23,374.00 | 114,933.73 | 10% | 1,034,403.57 | 762,160.76 |
| 34 | Library Tables | 78,000.00 | | 7,800.00 | 10% | 70,200.00 | 59,590.52 |
| 35 | Magazine Stand | 2,472.30 | | 247.23 | 10% | 2,225.07 | 1,888.79 |
| 36 | Master Lock | 490.00 | | 49.00 | 10% | 441.00 | 374.47 |
| 37 | Mic | 5,196.00 | | 519.60 | 10% | 4,676.40 | 2,429.13 |
| 38 | Notice Board | 25,215.00 | | 2,521.50 | 10% | 22,693.50 | 16,146.34 |
| 39 | Number Machine | 1,445.00 | | 144.50 | 10% | 1,300.50 | 899.75 |
| 40 | Office Tables | 148,195.00 | | 14,819.50 | 10% | 133,375.50 | 106,134.72 |
| 41 | ONP | 14,077.00 | | 1,407.70 | 10% | 12,669.30 | 10,116.37 |
| 42 | PCO Coin Box | 2,500.00 | | 250.00 | 10% | 2,250.00 | 1,507.93 |
| 43 | Plastic Chairs | 22,110.00 | | 2,211.00 | 10% | 19,899.00 | 17,015.45 |
| 44 | Platform | 24,000.00 | | 2,400.00 | 10% | 21,600.00 | 18,335.54 |
| 45 | Podium | 6,115.00 | | 611.50 | 10% | 5,503.50 | 4,331.99 |
| 46 | Pump | 8,753.00 | | 875.30 | 10% | 7,877.70 | 5,780.00 |
| 47 | Risograph Digital Duplicator Machine | 179,010.00 | | 17,901.00 | 10% | 161,109.00 | 83,687.18 |
| 48 | Shoes Stand | 12,750.00 | | 1,275.00 | 10% | 11,475.00 | 7,343.55 |
| 49 | name boards | 14,336.00 | | 1,433.60 | 10% | 12,902.40 | 8,529.92 |
| 50 | Sound System | 25,983.00 | | 2,598.30 | 10% | 23,384.70 | 17,101.63 |
| 51 | Stools | 14,210.00 | | 1,421.00 | 10% | 12,789.00 | 10,923.27 |
| 52 | Storewell | 86,200.50 | | 8,620.05 | 10% | 77,580.45 | 60,709.82 |
| 53 | Tally | 4,200.00 | | 420.00 | 10% | 3,780.00 | 1,963.50 |
| 54 | Telephone Instruments | 13,790.00 | | 1,379.00 | 10% | 12,411.00 | 8,390.56 |

PVG's College of Science, Pune -09

4.4.1 Average expenditure incurred on maintenance of physical facilities and academic support facilities excluding salary component.

| | | | | | | | |
|------------------|---------------------------|----------------------|-----|---------------------|---------------------|---------------------|---------------------|
| 55 | Telephone Systems | 60,545.00 | 10% | 6,054.50 | 12,109.00 | 54,490.50 | 32,840.84 |
| 56 | Utensils | 4,041.00 | 10% | 404.10 | 808.20 | 3,636.90 | 2,577.25 |
| 57 | Vacuum Cleaner | 5,330.00 | 10% | 533.00 | 1,066.00 | 4,797.00 | 3,830.43 |
| 58 | Visitors Chairs | 19,100.00 | 10% | 1,910.00 | 3,820.00 | 17,190.00 | 10,860.31 |
| 59 | Wall Clocks | 1,765.00 | 10% | 176.50 | 353.00 | 1,588.50 | 1,058.39 |
| 60 | Water Tank Stand | 250.00 | 10% | 25.00 | 50.00 | 225.00 | 164.55 |
| 61 | Weighting Machine | 900.00 | 10% | 90.00 | 180.00 | 810.00 | 646.91 |
| 62 | Wheel Chairs | 35,576.00 | 10% | 3,557.60 | 7,115.20 | 32,018.40 | 28,520.94 |
| 63 | White Boards | 60,598.00 | 10% | 6,059.80 | 12,119.60 | 54,538.20 | 51,174.75 |
| 64 | Wooden Chairs | 17,000.00 | 10% | 1,700.00 | 3,400.00 | 15,300.00 | 12,216.91 |
| 65 | Writing Desk | 3,360.00 | 10% | 336.00 | 672.00 | 3,024.00 | 2,414.64 |
| 66 | Writing Pad Chairs | 74,375.00 | 10% | 7,437.50 | 14,875.00 | 66,937.50 | 43,962.08 |
| 67 | DLP Remote | 2,500.00 | 10% | 250.00 | 500.00 | 2,250.00 | 1,503.67 |
| 68 | DVD | 6,000.00 | 10% | 600.00 | 1,200.00 | 5,400.00 | 3,608.80 |
| 69 | Portable Visual Presenter | 23,000.00 | 10% | 2,300.00 | 4,600.00 | 20,700.00 | 13,833.75 |
| 70 | Rolling White Screen | 8,165.00 | 10% | 816.50 | 1,633.00 | 7,348.50 | 4,910.97 |
| 71 | DLP Trolley | 7,160.00 | 10% | 716.00 | 1,432.00 | 6,444.00 | 4,069.01 |
| 72 | Epson Lx 300 Printer | 145,225.00 | 40% | 58,090.00 | 116,180.00 | 87,135.00 | 34,466.41 |
| 73 | Folding Table | 5,800.00 | 10% | 580.00 | 1,160.00 | 5,220.00 | 3,296.17 |
| 74 | Letter Box | 475.00 | 10% | 47.50 | 95.00 | 427.50 | 269.94 |
| 75 | UPS Stand | 26,828.00 | 10% | 2,682.80 | 5,365.60 | 24,145.20 | 14,257.50 |
| 76 | Weighting Scale | 4,500.00 | 10% | 450.00 | 900.00 | 4,050.00 | 2,557.34 |
| 77 | Fire Safety | 29,644.00 | 10% | 2,964.40 | 5,928.80 | 26,679.60 | 19,817.40 |
| 78 | H.P. Deskjet Printer | 2,250.00 | 40% | 900.00 | 1,800.00 | 1,350.00 | 9.22 |
| 79 | HP laser Jet 1020 PLUS | 6,800.00 | 40% | 2,720.00 | 5,440.00 | 4,080.00 | 1.20 |
| 80 | Laptop | 35,000.00 | 40% | 14,000.00 | 28,000.00 | 21,000.00 | 143.36 |
| 81 | Printer 3005 | 38,480.00 | 40% | 15,392.00 | 30,784.00 | 23,088.00 | 157.61 |
| 82 | Side Table | 5,007.00 | 10% | 500.70 | 1,001.40 | 4,506.30 | 2,660.93 |
| 83 | HP Printer cp 1515N | 7,425.00 | 10% | 742.50 | 1,485.00 | 6,682.50 | 4.25 |
| 84 | Time Attendance Machine | 12,600.00 | 10% | 1,260.00 | 2,520.00 | 11,340.00 | 5,590.69 |
| 85 | Aquaguard | 7,190.00 | 10% | 719.00 | 1,438.00 | 6,471.00 | 896.33 |
| 86 | Website | 42,400.00 | 10% | 4,240.00 | 8,480.00 | 38,160.00 | 30,634.00 |
| 87 | Water cooler | 57,375.00 | 10% | 5,737.50 | 11,475.00 | 51,637.50 | 48,768.75 |
| TOTAL RS. | | 15,207,929.75 | | 3,266,347.00 | 6,304,175.39 | 9,815,915.36 | 7,821,119.72 |

PVG's College of Science, Pune -09

4.4.1 Average expenditure incurred on maintenance of physical facilities and academic support facilities excluding salary component.

4.4.1 Academic Facilities

SCHEDULE : G
EXPENDITURE ON OBJECTS OF THE TRUST

| SR. NO. | PARTICULARS | AMOUNT FOR YEAR ENDED 31.03.2018 |
|------------------|------------------------------------|----------------------------------|
| 1 | Affiliation & Continuation | 2,000.00 |
| 2 | Bank Commission & Charges | 1,083.94 |
| 3 | Visiting Exps. | 175,700.00 |
| 4 | Computer Maintenance | 472,083.00 |
| 5 | Conveyance | 37,035.00 |
| 6 | Corpus Fund | 1,540.00 |
| 7 | Diesel Exp. | 27,350.00 |
| 8 | Education Seminar & Training Exps. | 30,029.00 |
| 9 | Electricity Exps. | 460,950.00 |
| 10 | Electronics Equipments Maintenance | 4,366.00 |
| 11 | EPF Administration Exps. | 45,479.00 |
| 12 | EPF Employers' Share | 487,209.00 |
| 13 | ADVERTISEMENT | 10,560.00 |
| 14 | Fee Refund | 468,588.00 |
| 15 | Gathering & Cultural Exps. | 139,149.00 |
| 16 | Gratuity Expenses | 19,650.00 |
| | health centre | 1,760.00 |
| 17 | Medical Exps. | 3,249.00 |
| 18 | Office Exps. | 19,097.00 |
| 19 | Periodicals | 15,217.00 |
| 20 | Postage | 736.00 |
| 21 | Printing & Stationary | 336,963.00 |
| 22 | competition and participation exps | 750.00 |
| 23 | reception | 50,002.00 |
| 24 | Rent | 3,609,348.00 |
| 25 | Reparing & Maint | 171,113.00 |
| 26 | computer software exps | 2,719,346.00 |
| 27 | computer software system | 170,930.00 |
| 28 | Salary Non Teaching | 2,880,213.00 |
| 29 | Entrance expenses | 7,500.00 |
| 30 | Salary Teaching | 7,302,261.00 |
| 31 | Sanitation & Cleaning Exps. | 47,447.00 |
| 32 | Sports Exps. | 15,765.00 |
| 33 | T.A.D.A. | 17,730.00 |
| 34 | Telephone Exps. | 63,451.00 |
| 35 | exam expenses | 14,790.00 |
| 36 | function and festivals | 221.00 |
| 37 | NSS | 3,355.00 |
| 38 | Student Remuneration | (695.50) |
| 39 | Electrical Work | 15,966.00 |
| 40 | PROPERTY Tax | 38,700.00 |
| 41 | picnic exps | 3,355.00 |
| TOTAL Rs. | | 19,891,341.44 |

SCHEDULE : H
INCOME

| SR. NO. | PARTICULARS | AMOUNT FOR YEAR ENDED 31.03.2017 |
|------------------|------------------------------|----------------------------------|
| | Guest lectures and seminars | |
| | Disaster Management | |
| | MCS Entrance | 46,000.00 |
| | Environmental Science Course | 17,050.00 |
| | miscellaneous receipts | 28,407.00 |
| | Practical Workbook Files | |
| TOTAL RS. | | 91,457.00 |

PVG's College of Science, Pune -09

4.4.1 Average expenditure incurred on maintenance of physical facilities and academic support facilities excluding salary component.

4.4.1 Physical facilities
Pune Vidvarthi Griha's College of Science, Pune-411009.
Budget for the year 2017-18

| Estimated Receipts | Amount | Estimated Expenditure Head | Amount |
|-------------------------------------|--------------------|---------------------------------|--------------------|
| Recurring Receipts | | Recurring Expenses | |
| Fee Collection | 17310970.00 | Salaries | 14591961 |
| F.Y. 80 Students x 40120 3209600 | | E.P.F. Employer's share | 648000 |
| S.Y. 90 Students x 39230 3530700 | | E.P.F. Administrative Expenses | 130000 |
| T.Y. 70 Students x 41590 2911300 | | Gratuity Premium | 100000 |
| MCS-I 60 Students x 56790 3407400 | | Affiliation & Continuation | 100000 |
| MCS-II 60 Students x 51090 3065400 | | Advertisement | 100000 |
| MCA-III 23 students x 51590 1186570 | | Examination Expenses | 75000 |
| | | TADA to UOP Committee Exps. | 30000 |
| | | University Share | 150000 |
| Misc Receipts | 20000.00 | Computer Maintenance | 100000 |
| | | Comp Maint contract | 500000 |
| | | Electronics Lab. Maintenance | 10000 |
| | | Fur. & Dead stock Maintenance | 50000 |
| | | Equipment Maintenance(AMCs) | 150000 |
| | | Functions & Festivals | 15000 |
| | | Gathering & Cultural Expenses | 300000 |
| | | Competition & Sports Exps | 40000 |
| | | Education, Seminar & Training | 60000 |
| | | Medical Expenses | 5000 |
| | | Printing & Stationary Expenses | 600000 |
| | | Rent | 3500000 |
| | | Electricity Expenses | 600000 |
| | | Audit Fees & Professional Fee | 30000 |
| | | Conveyance | 30000 |
| | | Misc. Expenses | 30000 |
| | | Office Expenses | 5000 |
| | | Periodicals | 15000 |
| | | Postage Expenses | 5000 |
| | | Reception & Refreshment Exps. | 50000 |
| | | Sanitation & Cleaning Expenses | 70000 |
| | | Telephone Expenses & Internet | 250000 |
| | | Diesel Exp. | 120000 |
| | | | 22459961 |
| | | Non Recurring Expenses | |
| | | Library Books | 50000 |
| | | Computer Purchases | 500000 |
| | | Electronics Equipments | 20000 |
| | | Furniture (Benches, Table etc.) | 10000 |
| | | Furniture (Office) | 20000 |
| | | Building Painting(External) | 200000 |
| | | Building Maintenance | 100000 |
| | | Software upgradation (License) | 200000 |
| | | Toilet Repairing | 200000 |
| | | UPS/Battery | 100000 |
| | | UPS/Battery (Small) | 30000 |
| | | | 1430000 |
| Deficit | 5128991.00 | | |
| Total Rs. | 22459961.00 | | 22459961.00 |

Principal
P.V.G.'s College of Science
S. No. 44, Parvati,
Vidharthi - 411 009



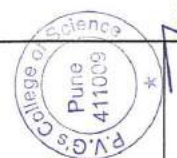
PVG's College of Science, Pune -09

4.4.1 Average expenditure incurred on maintenance of physical facilities and academic support facilities excluding salary component.

4.4.1 Physical Facilities

SCHEDULE - C
SCHEDULE OF DEPRECIATION

| SR. NO. | PARTICULARS | GROSS BLOCK AS AT 01.04.2017 | ADDITIONS/ (DEDUCTIONS) (RS.) | Total | RATE | DEPRECIATION DURING THE YEAR 2017-18 | | Total | W.D.V. AS AT 31.3.2018 | W.D.V. AS AT 31.03.2017 |
|---------|--------------------------------------|------------------------------|-------------------------------|--------------|------|--------------------------------------|--------------|--------------|------------------------|-------------------------|
| | | | | | | UP TO 31.03.2017 | | | | |
| 1 | Air Conditioner | 36,980.00 | | 36,980.00 | 10% | 3,698.00 | 3,698.00 | 7,396.00 | 33,282.00 | 36,980.00 |
| 2 | Aluminium Rack | 3,000.00 | | 3,000.00 | 10% | 300.00 | 300.00 | 600.00 | 2,700.00 | 3,000.00 |
| 3 | Automatic Master Printer | 132,000.00 | | 132,000.00 | 10% | 13,200.00 | 13,200.00 | 26,400.00 | 118,800.00 | 132,000.00 |
| 4 | Barcode Scanner | 4,368.00 | | 4,368.00 | 10% | 436.80 | 436.80 | 873.60 | 3,931.20 | 4,368.00 |
| 5 | Cannon Copier Machine | 247,763.00 | | 247,763.00 | 10% | 24,776.30 | 24,776.30 | 49,552.60 | 222,986.70 | 247,763.00 |
| 6 | Benches | 317,356.00 | | 317,356.00 | 10% | 31,735.60 | 31,735.60 | 63,471.20 | 285,620.40 | 317,356.00 |
| 7 | Black Board | 7,540.00 | | 7,540.00 | 10% | 754.00 | 754.00 | 1,508.00 | 6,786.00 | 7,540.00 |
| 8 | Battery & UPS | 1,198,866.00 | 153,000.00 | 1,351,866.00 | 10% | 119,886.60 | 135,186.60 | 255,073.20 | 1,216,679.40 | 1,198,866.00 |
| 9 | Book Case | 200,878.00 | | 200,878.00 | 10% | 20,087.80 | 20,087.80 | 40,175.60 | 180,790.20 | 200,878.00 |
| 10 | Calculators | 11,080.00 | | 11,080.00 | 10% | 1,108.00 | 1,108.00 | 2,216.00 | 9,972.00 | 11,080.00 |
| 11 | CCTV | 164,509.00 | | 164,509.00 | 10% | 16,450.90 | 16,450.90 | 32,901.80 | 148,058.10 | 164,509.00 |
| 12 | Chairs | 48,338.00 | 28,080.00 | 76,418.00 | 10% | 7,641.80 | 7,641.80 | 15,283.60 | 61,134.40 | 48,338.00 |
| 13 | Computer Lab. Tables | 314,619.00 | | 314,619.00 | 10% | 31,461.90 | 31,461.90 | 62,923.80 | 283,157.10 | 314,619.00 |
| 14 | Computers | 5,462,116.40 | 23,000.00 | 5,485,116.40 | 40% | 2,184,846.56 | 2,194,046.56 | 4,378,893.12 | 3,291,069.84 | 5,462,116.40 |
| 15 | Computer Software Licence Copies | 2,581,640.00 | (2,581,640.00) | | 10% | 258,164.00 | | 258,164.00 | | 2,581,640.00 |
| 16 | Cordless Mic | 2,300.00 | | 2,300.00 | 10% | 230.00 | 230.00 | 460.00 | 2,070.00 | 2,300.00 |
| 17 | Digital Projector | 533,974.50 | | 533,974.50 | 10% | 53,397.45 | 53,397.45 | 106,794.90 | 480,577.05 | 533,974.50 |
| 18 | Dot Matrix Printer | 128,642.00 | | 128,642.00 | 40% | 51,456.80 | 51,456.80 | 102,913.60 | 77,188.20 | 128,642.00 |
| 19 | Drum Set | 10,200.00 | | 10,200.00 | 10% | 1,020.00 | 1,020.00 | 2,040.00 | 9,180.00 | 10,200.00 |
| 20 | Electrical & Installation | 35,301.00 | | 35,301.00 | 10% | 3,530.10 | 3,530.10 | 7,060.20 | 31,770.90 | 35,301.00 |
| 21 | Electronic Equipment | 459,361.75 | | 459,361.75 | 10% | 45,936.18 | 45,936.18 | 91,872.35 | 413,425.58 | 459,361.75 |
| 22 | Electronic Lab. Tables | 32,960.00 | | 32,960.00 | 10% | 3,296.00 | 3,296.00 | 6,592.00 | 29,664.00 | 32,960.00 |
| 23 | Emergency Lamp | 2,600.00 | | 2,600.00 | 10% | 260.00 | 260.00 | 520.00 | 2,340.00 | 2,600.00 |
| 24 | Fan | 49,427.00 | | 49,427.00 | 10% | 4,942.70 | 4,942.70 | 9,885.40 | 44,484.30 | 49,427.00 |
| 25 | Fax Machine | 7,110.00 | | 7,110.00 | 10% | 711.00 | 711.00 | 1,422.00 | 6,399.00 | 7,110.00 |
| 26 | Flag Stand and Pipe | 2,950.00 | | 2,950.00 | 10% | 295.00 | 295.00 | 590.00 | 2,655.00 | 2,950.00 |
| 27 | Furniture & Dead Stock | 78,541.00 | | 78,541.00 | 10% | 7,854.10 | 7,854.10 | 15,708.20 | 70,686.90 | 78,541.00 |
| 28 | Gas Stove | 1,050.00 | | 1,050.00 | 10% | 105.00 | 105.00 | 210.00 | 945.00 | 1,050.00 |
| 29 | Generator | 518,034.00 | | 518,034.00 | 10% | 51,803.40 | 51,803.40 | 103,606.80 | 466,230.60 | 518,034.00 |
| 30 | Glass Board | 27,000.00 | | 27,000.00 | 10% | 2,700.00 | 2,700.00 | 5,400.00 | 24,300.00 | 27,000.00 |
| 31 | Hall Size Storewell | 6,000.00 | | 6,000.00 | 10% | 600.00 | 600.00 | 1,200.00 | 5,400.00 | 6,000.00 |
| 32 | H.P. Printer 1072 | 9,750.00 | | 9,750.00 | 10% | 975.00 | 975.00 | 1,950.00 | 8,775.00 | 9,750.00 |
| 33 | Library Books | 1,125,963.30 | 23,374.00 | 1,149,337.30 | 10% | 112,596.33 | 114,933.73 | 227,530.06 | 1,034,403.57 | 1,125,963.30 |
| 34 | Library Tables | 78,000.00 | | 78,000.00 | 10% | 7,800.00 | 7,800.00 | 15,600.00 | 70,200.00 | 78,000.00 |
| 35 | Magazine Stand | 2,472.30 | | 2,472.30 | 10% | 247.23 | 247.23 | 494.46 | 2,225.07 | 2,472.30 |
| 36 | Master Lock | 490.00 | | 490.00 | 10% | 49.00 | 49.00 | 98.00 | 441.00 | 490.00 |
| 37 | Mic | 5,196.00 | | 5,196.00 | 10% | 519.60 | 519.60 | 1,039.20 | 4,676.40 | 5,196.00 |
| 38 | Notice Board | 25,215.00 | | 25,215.00 | 10% | 2,521.50 | 2,521.50 | 5,043.00 | 22,693.50 | 25,215.00 |
| 39 | Number Machine | 1,445.00 | | 1,445.00 | 10% | 144.50 | 144.50 | 289.00 | 1,300.50 | 1,445.00 |
| 40 | Office Tables | 148,195.00 | | 148,195.00 | 10% | 14,819.50 | 14,819.50 | 29,639.00 | 133,375.50 | 148,195.00 |
| 41 | OHP | 14,077.00 | | 14,077.00 | 10% | 1,407.70 | 1,407.70 | 2,815.40 | 12,669.30 | 14,077.00 |
| 42 | PCO Coin Box | 2,500.00 | | 2,500.00 | 10% | 250.00 | 250.00 | 500.00 | 2,250.00 | 2,500.00 |
| 43 | Plastic Chairs | 22,110.00 | | 22,110.00 | 10% | 2,211.00 | 2,211.00 | 4,422.00 | 19,899.00 | 22,110.00 |
| 44 | Platform | 24,000.00 | | 24,000.00 | 10% | 2,400.00 | 2,400.00 | 4,800.00 | 21,600.00 | 24,000.00 |
| 45 | Podium | 6,115.00 | | 6,115.00 | 10% | 611.50 | 611.50 | 1,223.00 | 5,503.50 | 6,115.00 |
| 46 | Pump | 8,753.00 | | 8,753.00 | 10% | 875.30 | 875.30 | 1,750.60 | 7,877.70 | 8,753.00 |
| 47 | Risograph Digital Duplicator Machine | 179,010.00 | | 179,010.00 | 10% | 17,901.00 | 17,901.00 | 35,802.00 | 161,109.00 | 179,010.00 |
| 48 | Shoes Stand | 12,750.00 | | 12,750.00 | 10% | 1,275.00 | 1,275.00 | 2,550.00 | 11,475.00 | 12,750.00 |
| 49 | Name boards | 14,336.00 | | 14,336.00 | 10% | 1,433.60 | 1,433.60 | 2,867.20 | 13,502.40 | 14,336.00 |
| 50 | Sound System | 25,983.00 | | 25,983.00 | 10% | 2,598.30 | 2,598.30 | 5,196.60 | 23,386.70 | 25,983.00 |
| 51 | Stools | 14,210.00 | | 14,210.00 | 10% | 1,421.00 | 1,421.00 | 2,842.00 | 12,789.00 | 14,210.00 |
| 52 | Storewell | 86,200.50 | | 86,200.50 | 10% | 8,620.05 | 8,620.05 | 17,240.10 | 77,580.45 | 86,200.50 |
| 53 | Tally | 4,200.00 | | 4,200.00 | 10% | 420.00 | 420.00 | 840.00 | 3,780.00 | 4,200.00 |
| 54 | Telephone Instruments | 13,790.00 | | 13,790.00 | 10% | 1,379.00 | 1,379.00 | 2,758.00 | 12,411.00 | 13,790.00 |



Principal
P.V.G.'s College of Science
Vidyanagari, S. No. 44, 2nd Avenue,
Pune 411 009

PVG's College of Science, Pune -09

4.4.1 Average expenditure incurred on maintenance of physical facilities and academic support facilities excluding salary component.

4.4.1 Physical Facilities

SCHEDULE : G EXPENDITURE ON OBJECTS OF THE TRUST

| SR. NO. | PARTICULARS | AMOUNT FOR YEAR ENDED 31.03.2018 |
|------------------|------------------------------------|----------------------------------|
| 1 | Affiliation & Continuation | 2,000.00 |
| 2 | Bank Commission & Charges | 1,083.94 |
| 3 | Visiting Exps. | 175,700.00 |
| 4 | Computer Maintenance | 472,083.00 |
| 5 | Conveyance | 37,035.00 |
| 6 | Corpus Fund | 1,540.00 |
| 7 | Diesel Exp. | 27,350.00 |
| 8 | Education Seminar & Training Exps. | 30,029.00 |
| 9 | Electricity Exps. | 460,950.00 |
| 10 | Electronics Equipments Maintenance | 4,366.00 |
| 11 | EPF Administration Exps. | 45,479.00 |
| 12 | EPF Employers' Share | 487,209.00 |
| 13 | ADVERTISMENT | 10,560.00 |
| 14 | Fee Refund | 468,588.00 |
| 15 | Gathering & Cultural Exps. | 139,149.00 |
| 16 | Gratuity Expenses | 19,650.00 |
| | health centre | 1,760.00 |
| 17 | Medical Exps. | 3,249.00 |
| 18 | Office Exps. | 19,097.00 |
| 19 | Periodicals | 15,217.00 |
| 20 | Postage | 736.00 |
| 21 | Printing & Stationary | 336,963.00 |
| 22 | competition and participation exps | 750.00 |
| 23 | reception | 50,002.00 |
| 24 | Rent | 3,609,348.00 |
| 25 | Reparing & Maint | 171,113.00 |
| 26 | computer software exps | 2,719,346.00 |
| 27 | computer software system | 170,930.00 |
| 28 | Salary Non Teaching | 2,880,213.00 |
| 29 | Entrance expenses | 7,500.00 |
| 30 | Salary Teaching | 7,302,261.00 |
| 31 | Sanitation & Cleaning Exps. | 47,447.00 |
| 32 | Sports Exps. | 15,765.00 |
| 33 | T.A.D.A. | 17,730.00 |
| 34 | Telephone Exps. | 63,451.00 |
| 35 | exam expenses | 14,790.00 |
| 36 | function and festivals | 221.00 |
| 37 | NSS | 3,355.00 |
| 38 | Student Remuneration | (695.50) |
| 39 | Electrical Work | 15,966.00 |
| 40 | PROPERTY Tax | 38,700.00 |
| 41 | picnic exps | 3,355.00 |
| TOTAL Rs. | | 19,891,341.44 |

SCHEDULE : H INCOME

| SR. NO. | PARTICULARS | AMOUNT FOR YEAR ENDED 31.03.2017 |
|------------------|------------------------------|----------------------------------|
| | Guest lectures and seminars | |
| | Disaster Management | |
| | MCS Entrance | 46,000.00 |
| | Environmental Science Course | 17,050.00 |
| | miscellaneous receipts | 28,407.00 |
| | Practical Workbook Files | |
| TOTAL RS. | | 91,457.00 |



Principal
[Signature]

P.V.G.'s College of Sc
Vidyanagari, S. No. 44, F
Pune - 411 009