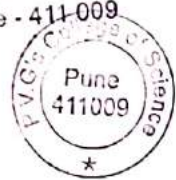


**Pune Vidvarthi Griha's College of Science, Pune-411009.**  
**Budget for the year 2013-14**

Estimated Receipts		Amount	Estimated Expenditure Head	Amount
<b>Recurring Receipts</b>			<b>Recurring Expenses</b>	
<b>Fee Collection</b>		19219730.00	Salaries	12907250.00
F.Y. 80 Students x	34620 2769600		Affiliation & Continuation	50000.00
S.Y. 90 Students x	34060 3065400		Advertisement	45000.00
T.Y. 80 Students x	35340 2827200		Audit Fees & Professional Fee	20000.00
MCS-I 60 Students x	51340 3080400		Conveyance	30000.00
MCS-II 60 Students x	45590 2735400		Competition & Sports Exps	30000.00
MCA-I 30 Students x	50840 1525200		Education, Seminar & Training	40000.00
MCA-II 30 Students x	50990 1529700		E.P.F. Employer's share	281000.00
MCA-III 37 students x	45590 1686830		E.P.F. Administrative Expenses	50000.00
Misc Receipts	1000.00		Examination Expenses	150000.00
Rest on FD/Advance	250000.00		Electricity Expenses	500000.00
			Functions & Festivals	10000.00
			Gathering & Cultural Expenses	250000.00
			Gratuity Premium	100000.00
			Library Expenses	5000.00
			Medical Expenses	5000.00
			Misc. Expenses	50000.00
			Office Expenses	15000.00
			Periodicals	15000.00
			Postage Expenses	5000.00
			Printing & Stationary Expenses	500000.00
			Picnic Exps	20000.00
			Reception & Refreshment Exps.	50000.00
			Sanitation & Cleaning Expenses	70000.00
			Telephone Expenses & Internet	100000.00
			TADA to UOP Committee Exps.	30000.00
			Computer Maintenance	350000.00
			Comp Maint contract	600000.00
			Electronics Lab. Maintenance	10000.00
			Fur. & Dead stock Maintenance	40000.00
			Equipment Maintenance	100000.00
			Diesel Exp.	150000.00
			Rent	720000.00
			Property Tax	35000.00
			University Share	400000.00
			Advance against 6th pay	181000.00
				<b>17914250.00</b>
			<b>Non Recurring Expenses</b>	
			Library Books	50000.00
			Library Software	100000.00
			Computer Purchases	500000.00
			Xerox Machine	300000.00
			Electronics Equipments	50000.00
			Furniture (Benches, Table etc.)	10000.00
			Furniture (Office)	20000.00
			Software upgradation (License)	300000.00
			UPS/Battery	100000.00
				<b>1430000.00</b>
			<b>Surplus</b>	<b>126480.00</b>
<b>Total Rs.</b>		<b>19470730.00</b>	<b>Total Rs.</b>	<b>19470730.00</b>

Principal  
 P.V.G.'s College of Science  
 Vidyanagar, S. No. 44, Parvat,  
 Pune - 411009



*Handwritten signature*

Director  
 P.V.G.'s College of Science  
 Vidyanagar

THE PUBLIC TRUSTS ACT, 1951  
 Schedule VIII (vide Rule 17(1))

NAME OF THE PUBLIC TRUST: Pune Vidyarthi Griha's College of Science  
 ADDRESS: S. NO. 44, VIDYANAGARI, PARVATI,  
 PUNE : 411 009.

A. H. JOSHI & CO  
 Chartered Accountants  
 102, Madhavrao Peth,  
 Maharashtra, PUNE-411030

COLLEGE OF SCIENCE  
 BALANCE SHEET AS AT 31ST MARCH, 2014

FUNDS & LIABILITIES	SCH.	Amount (Rs.) AS AT 31.03.2014	PROPERTY AND ASSETS	SCH.	Amount (Rs.) AS AT 31.03.2014
OTHER EARMARKED FUNDS (Created under the provisions of the trust deed on scheme or out of the Income)	A	18,404,603.33	INVESTMENTS (Market value of the above investments is Rs.....)		1,086,780.74
LOANS(SECURED OR UNSECURED)			FURNITURE, FIXTURES & OTHER ASSETS	C	13,910,598.75
LIABILITIES	B	2,988,389.50	LOANS(SECURED OR UNSECURED)		-
SOCIETY'S ACCOUNT PUNE VIDYARTHI GRIHA'S A/c	F		ADVANCES, DEPOSITS & OTHERS	D	771,083.30
			CASH AND BANK BALANCES	E	958,282.42
			SOCIETY'S ACCOUNT PUNE VIDYARTHI GRIHA'S A/c	F	4,666,247.62
<b>TOTAL RS.</b>		<b>21,392,992.83</b>	<b>TOTAL RS.</b>		<b>21,392,992.83</b>

The above Balance Sheet to the best of my/our belief contains a true account of the Funds & Liabilities and of the Property & Assets of Trust.

AS PER OUR REPORT OF EVEN DATE  
 FOR A. H. JOSHI & CO  
 CHARTERED ACCOUNTANTS  
 (Firm Reg. No. 112396W)

*CAV*  
 Accountant  
 P.V.G's College of Science

*P.H. Joshi*  
 Principal  
 P.V.G's College of Science

*[Signature]*  
 Director  
 Pune Vidyarthi Griha

*[Signature]*  
 Secretary  
 Pune Vidyarthi Griha

*[Signature]*  
 Chairman  
 Pune Vidyarthi Griha

*[Signature]*  
 Principal  
 P.V.G's College of Science  
 Vidyarthi Griha, S. No. 44, Parvati,  
 Pune - 411 009

*[Signature]*  
 A.H. JOSHI  
 (PARTNER)  
 M. NO. 102, Madhavrao Peth,  
 Maharashtra, PUNE-411030

DATE: 20/11/2014  
 PLACE: PUNE

NAME OF THE PUBLIC TRUST: P.V.G.'s College of Science  
 ADDRESS: S. NO. 44, VIDYANAGARI, PARVATI, PUNE - 411 009

COLLEGE OF SCIENCE  
 INCOME AND EXPENDITURE ACCOUNT  
 FOR THE YEAR ENDED 31.3.2014

EXPENDITURE	SCH.	AMOUNT (RS.)	AMOUNT (RS.) FOR THE YEAR ENDED (31.03.2014)	INCOME	SCH.	AMOUNT (RS.)	AMOUNT (RS.) FOR THE YEAR ENDED (31.03.2014)
TO EXPENDITURE IN RESPECT OF PROPERTIES			-	BY RENT			-
TO ESTABLISHMENT EXPENSES			-	BY INTEREST : Interest on FD			382,540.38
TO REMUNERATION TO TRUSTEES			-	BY DIVIDEND			-
TO LEGAL EXPENSES			-	BY DONATIONS IN CASH OR KIND			-
TO AUDIT FEES			8,427.00	BY GRANTS			-
TO CONTRIBUTION AND FEES			-	BY INCOME FROM OTHER SOURCES			
TO AMOUNTS WRITTEN OFF			-	Other Income	H	734,723.00	
TO MISCELLANEOUS EXPENSES			-	Fees Received	I	18,472,085.00	19,206,808.00
TO DEPRECIATION	C		362,580.76	BY MISCELLANEOUS RECEIPTS			
TO AMOUNTS TRANSFERRED TO RESERVE OR SPECIFIC FUNDS Equipments and Other Assets Fund	A		-	BY TRANSFER FROM RESERVE			-
TO EXPENDITURE ON OBJECTS OF THE TRUST	G		14,054,420.00	BY DEFICIT CARRIED OVER TO Pune Vidyarthi Griha's A/c			
TO SURPLUS CARRIED OVER TO PUNE VIDYARTHI GRIHA'S A/C			5,163,920.62				
<b>TOTAL RS.</b>			<b>19,589,348.38</b>	<b>TOTAL RS.</b>			<b>19,589,348.38</b>

AS PER OUR REPORT OF EVEN DATE FOR A. H. JOSHI & CO CHARTERED ACCOUNTANTS (Firm Reg. No. 11239GW)

*G.W.*  
 Accountant  
 P.V.G.'s College of Science

*A.H. Joshi*  
 Principal  
 P.V.G.'s College of Science

*[Signature]*  
 Director  
 Pune Vidyarthi Griha

*[Signature]*  
 Secretary  
 Pune Vidyarthi Griha

*[Signature]*  
 Chairman  
 Pune Vidyarthi Griha

*[Signature]*  
 Principal  
 P.V.G.'s College of Science  
 Vidyarnagari, S. No. 44, Parvati,  
 Pune - 411 009

*[Signature]*  
 A.H. JOSHI  
 (PARTNER)  
 M. NO.005286


DATE: 20/11/2014  
 PLACE: PUNE




SR. NO.	PARTICULARS	GROSS BLOCK AS AT 1.04.2013	ADDITIONS/ (DEDUCTIONS) (Rs.)	TOTAL (Rs.)	RATE	W.D.V. AS AT		W.D.V. AS AT 31.03.2014
						31.03.2013	31.03.2014	
1	Automatic Master Printer	11,000.00		11,000.00	15%	9,375.00	9,375.00	9,375.00
2	Barcode Scanner	4,168.00		4,168.00	15%	3,543.20	3,543.20	3,543.20
3	Canon Copier Machine	262,761.00	(15,000.00)	247,761.00	15%	210,586.85	210,586.85	210,586.85
4	Benches	312,356.00		312,356.00	10%	281,120.40	281,120.40	281,120.40
5	Black Board	7,540.00		7,540.00	10%	6,786.00	6,786.00	6,786.00
6	Battery & UPS	1,080,878.00	109,568.00	1,190,446.00	10%	1,070,897.40	1,070,897.40	1,070,897.40
7	Book Case	11,000.00		11,000.00	15%	9,375.00	9,375.00	9,375.00
8	Calculators	134,528.00	29,981.00	164,509.00	15%	140,032.75	140,032.75	140,032.75
9	CCIV	34,313.00		34,313.00	10%	30,881.70	30,881.70	30,881.70
10	Chairs	314,619.00		314,619.00	10%	283,157.10	283,157.10	283,157.10
11	Computer Lab. Tables	4,533,608.40	564,000.00	5,097,608.40	60%	1,764,434.38	1,764,434.38	1,764,434.38
12	Computers	1,638,917.00	425,444.00	2,064,361.00	25%	1,549,416.25	1,549,416.25	1,549,416.25
13	Computer Software Licence Copies	2,300.00		2,300.00	15%	1,955.00	1,955.00	1,955.00
14	Cordless Mic	338,987.50		338,987.50	10%	305,088.75	305,088.75	305,088.75
15	Digital Projector	128,642.00		128,642.00	60%	47,511.12	47,511.12	47,511.12
16	Dot Matrix Printer	10,200.00		10,200.00	15%	8,670.00	8,670.00	8,670.00
17	Drum Set	35,301.00		35,301.00	10%	31,770.90	31,770.90	31,770.90
18	Electrical & Installation	425,836.75	33,525.00	459,361.75	10%	413,111.88	413,111.88	413,111.88
19	Electronic Equipment	32,960.00		32,960.00	10%	29,664.00	29,664.00	29,664.00
20	Electronic Lab. Tables	2,600.00		2,600.00	10%	2,340.00	2,340.00	2,340.00
21	Emergency Lamp	49,427.00		49,427.00	10%	44,484.30	44,484.30	44,484.30
22	Fan	7,110.00		7,110.00	15%	6,043.50	6,043.50	6,043.50
23	Fax Machine	2,950.00		2,950.00	10%	2,655.00	2,655.00	2,655.00
24	Flag Stand and Pipe	70,541.00		70,541.00	15%	59,959.83	59,959.83	59,959.83
25	Furniture & Dead Stock	1,050.00		1,050.00	15%	892.50	892.50	892.50
26	Gas Stove	518,034.00		518,034.00	15%	440,128.83	440,128.83	440,128.83
27	Generator	27,000.00		27,000.00	15%	23,025.00	23,025.00	23,025.00
28	Glass Board	6,000.00		6,000.00	15%	5,100.00	5,100.00	5,100.00
29	Hall Size Storewell	9,750.00		9,750.00	15%	8,287.50	8,287.50	8,287.50
30	H.P. Printer 1022	781,683.30	260,373.00	1,042,056.30	15%	887,641.00	887,641.00	887,641.00
31	Library Books	78,000.00		78,000.00	10%	70,200.00	70,200.00	70,200.00
32	Library Tables	2,472.30		2,472.30	10%	2,225.07	2,225.07	2,225.07
33	Magazine Stand	490.00		490.00	15%	416.75	416.75	416.75
34	Master Lock	5,196.00		5,196.00	10%	4,676.40	4,676.40	4,676.40
35	Mic	25,215.00		25,215.00	15%	21,432.75	21,432.75	21,432.75
36	Notice Board	1,445.00		1,445.00	15%	1,228.25	1,228.25	1,228.25
37	Number Machine	136,945.00		136,945.00	10%	123,250.50	123,250.50	123,250.50
38	Office Tables	14,077.00		14,077.00	15%	11,966.43	11,966.43	11,966.43
39	Ohp	2,500.00		2,500.00	15%	2,125.00	2,125.00	2,125.00
40	PCO Coin Box	22,110.00		22,110.00	10%	19,899.00	19,899.00	19,899.00
41	Plastic Chairs	24,000.00		24,000.00	10%	21,600.00	21,600.00	21,600.00
42	Platform							


Principal

P.V.G.'s College of Science  
Vidyanagari, S. No. 44, Parvati,  
Pune - 411 009



SIL. NO.	PARTICULARS	BIBHA BEER AS AT 01.04.2013	ADDITIONS/ (DEDUCTIONS)	TOTAL	RATE	DEPRECIATION @ 10% PER YEAR		TOTAL	W.D.V. AS AT 31.03.2013	W.D.V. AS AT 31.03.2014
						31.03.2013	31.03.2014			
43	Iskcon	1,115.00		1,115.00	10%	111.50	0.00	1,003.50	1,115.00	1,003.50
44	Donor	0.00		0.00	10%	0.00	0.00	0.00	0.00	0.00
45	Resograph Digital Duplication Machine	1,29,000.00		1,29,000.00	15%	19,350.00	0.00	1,09,650.00	1,29,000.00	1,09,650.00
46	Shoes Stand	12,250.00		12,250.00	15%	1,837.50	0.00	10,412.50	12,250.00	10,412.50
47	Name Boards	14,100.00		14,100.00	10%	1,410.00	0.00	12,690.00	14,100.00	12,690.00
48	Sound System	25,000.00		25,000.00	10%	2,500.00	0.00	22,500.00	25,000.00	22,500.00
49	Stools	14,250.00		14,250.00	10%	1,425.00	0.00	12,825.00	14,250.00	12,825.00
50	Storewell	86,200.50		86,200.50	10%	8,620.05	0.00	77,580.45	86,200.50	77,580.45
51	Tally	4,200.00		4,200.00	15%	630.00	0.00	3,570.00	4,200.00	3,570.00
52	Telephone Instruments	11,290.00		11,290.00	10%	1,129.00	0.00	10,161.00	11,290.00	10,161.00
53	Telephone Systems	60,545.00		60,545.00	15%	9,081.75	0.00	51,463.25	60,545.00	51,463.25
54	Urinals	4,041.00		4,041.00	10%	404.10	0.00	3,636.90	4,041.00	3,636.90
55	Vacuum Cleaner	5,330.00		5,330.00	10%	533.00	0.00	4,797.00	5,330.00	4,797.00
56	Visitors Chairs	19,100.00		19,100.00	10%	1,910.00	0.00	17,190.00	19,100.00	17,190.00
57	Wall Clocks	1,265.00		1,265.00	10%	126.50	0.00	1,138.50	1,265.00	1,138.50
58	Water Tank Stand	250.00		250.00	10%	25.00	0.00	225.00	250.00	225.00
59	Weighting Machine	900.00		900.00	10%	90.00	0.00	810.00	900.00	810.00
60	Wheel Chairs	30,476.00		30,476.00	10%	3,047.60	0.00	27,428.40	30,476.00	27,428.40
61	White Boards	47,245.00	13,353.00	60,598.00	10%	6,059.80	0.00	54,538.20	60,598.00	54,538.20
62	Wonders Chairs	12,000.00		12,000.00	10%	1,200.00	0.00	10,800.00	12,000.00	10,800.00
63	Writing Desk	3,360.00		3,360.00	10%	336.00	0.00	3,024.00	3,360.00	3,024.00
64	Writing Pad Chairs	24,375.00		24,375.00	10%	2,437.50	0.00	21,937.50	24,375.00	21,937.50
65	DLP Remote	2,500.00		2,500.00	10%	250.00	0.00	2,250.00	2,500.00	2,250.00
66	DVD	6,000.00		6,000.00	10%	600.00	0.00	5,400.00	6,000.00	5,400.00
67	Portable Visual Presenter	23,000.00		23,000.00	10%	2,300.00	0.00	20,700.00	23,000.00	20,700.00
68	Rolling White Screen	8,165.00		8,165.00	10%	816.50	0.00	7,348.50	8,165.00	7,348.50
69	DLP Trolley	7,160.00		7,160.00	10%	716.00	0.00	6,444.00	7,160.00	6,444.00
70	Epson Lx 300 Printer	145,225.00		145,225.00	60%	87,135.00	0.00	58,090.00	145,225.00	58,090.00
71	Folding Table	5,800.00		5,800.00	10%	580.00	0.00	5,220.00	5,800.00	5,220.00
72	Letter Box	475.00		475.00	10%	47.50	0.00	427.50	475.00	427.50
73	UPS Stand	26,828.00		26,828.00	10%	2,682.80	0.00	24,145.20	26,828.00	24,145.20
74	Weighting Scale	4,500.00		4,500.00	10%	450.00	0.00	4,050.00	4,500.00	4,050.00
75	Fire Safety	29,644.00		29,644.00	10%	2,964.40	0.00	26,679.60	29,644.00	26,679.60
76	H P Deskjet Printer	2,250.00		2,250.00	60%	1,350.00	0.00	900.00	2,250.00	900.00
77	HP lazer jet	6,800.00		6,800.00	60%	4,080.00	0.00	2,720.00	6,800.00	2,720.00
78	Laptop	35,000.00		35,000.00	60%	21,000.00	0.00	14,000.00	35,000.00	14,000.00
79	Printer 3005	38,480.00		38,480.00	60%	23,088.00	0.00	15,392.00	38,480.00	15,392.00
80	Printer 3005	5,007.00		5,007.00	10%	500.70	0.00	4,506.30	5,007.00	4,506.30
81	Side Table	2,425.00		2,425.00	15%	363.75	0.00	2,061.25	2,425.00	2,061.25
82	HP Printer cp 1515N	6,800.00		6,800.00	15%	1,020.00	0.00	5,780.00	6,800.00	5,780.00
83	Time Attendance Machine	12,600.00		12,600.00	15%	1,890.00	0.00	10,710.00	12,600.00	10,710.00
84	Aquaguard	9,190.00		9,190.00	15%	1,378.50	0.00	7,811.50	9,190.00	7,811.50
85	Website	42,400.00	42,400.00	84,800.00	15%	12,720.00	0.00	72,080.00	84,800.00	72,080.00
<b>TOTAL RS.</b>		<b>12,446,934.75</b>	<b>1,463,664.00</b>	<b>13,910,598.75</b>		<b>3,217,796.65</b>	<b>362,580.76</b>	<b>3,580,377.41</b>	<b>2,325,605.78</b>	<b>2,064,011.92</b>

  
**Principal**  
**P.V.G.'s College of Science**  
**Vidyanagari, S. No. 44, Parvati,**  
**Pune - 411 009**



**SCHEDULE : G**  
**EXPENDITURE ON OBJECTS OF THE TRUST**

SR. NO.	PARTICULARS	AMOUNT FOR YEAR ENDED 31.03.2014
1	Advertising Expenses	24,965.00
2	Competition Participation Expenses	443,938.00
3	Computer Maintenance	23,122.00
4	Conveyance	26,550.00
5	Education Seminar & Training Expenses	538,327.00
6	Electricity Expenses	32,342.00
7	EPF Administration Expenses	239,909.00
8	EPF Employers Share	21,510.00
9	Examination Expenses	1,862,000.00
10	Fee Refund	545.00
11	Function & Festivals	-
12	Furniture & Deadstock Maintenance	1,816.00
13	Corpus Fund	158,468.00
14	Gathering & Cultural Expenses	2,434.00
15	Medical Expenses	-
16	Medical Reimbursement	12,475.00
17	Office Expenses	10,929.00
18	Periodicals	30.00
19	Postage	827.50
20	Bank Commission & Charges	243,377.00
21	Printing & Stationery	43,900.00
22	Salary Overtime	43,268.00
23	Reception	15,100.00
24	Affiliation and Continuation	720,000.00
25	Rent	-
26	Salary Director	1,871,490.00
27	Salary non-teaching	76,400.00
28	Salary MCA staff	271,500.00
29	Salary MCS Staff	6,992,846.00
30	Salary teaching staff	67,523.00
31	Sanitation & Cleaning Expenses	11,375.00
32	Sports Expenses	5,113.50
33	Student Remuneration	142,964.00
34	Repairs & maintenance	-
35	Gratuity Premium	-
36	Revenue Stamp	46,809.00
37	Diesel Expenses	6,430.00
38	T.A.D.A.	84,613.00
39	Telephone Expenses	4,420.00
40	Mobile Phone Expenses	-
41	Professional Fee	504.00
42	Electronic equipment maintenance	-
43	misc exp	6,600.00
44	picnic Expenses	-
<b>TOTAL RS.</b>		<b>14,054,420.00</b>




*[Signature]*

Principal

P.V.G.'s College of Science  
Vidyanagari, S. No. 44, Pune - 411 009

**SCHEDULE : H**  
**OTHER INCOME**

SR. NO.	PARTICULARS	AMOUNT FOR YEAR ENDED 31.03.2014
1	Fines	12,580.00
2	Interest on Advance	1,120.00
3	MCS Entrance	88,778.00
4	Environmental Science Course	14,900.00
5	miscellaneous receipts	40,445.00
6	Practical Workbook Files	576,900.00
<b>TOTAL RS.</b>		<b>734,723.00</b>





**Pune Vidarthi Griha's College of Science, Pune-411009.**  
**Budget for the year 2014-15**

Anticipated Receipts		Amount	Estimated Expenditure Head	Amount
<b>Recurring Receipts</b>			<b>Recurring Expenses</b>	
<b>Fee Collection</b>		18900560.00	Salaries	12637603
F.Y. 80 Students x	34620 2769600		Affiliation & Continuation	50000
S.Y. 90 Students x	34080 3067200		Advertisement	90000
T.Y. 75 Students x	35340 2650500		Audit Fees & Professional Fee	20000
MCS-I 60 Students x	51340 3080400		Conveyance	30000
MCS-I I 66 Students x	45890 3028740		Competition & Sports Exps	40000
MCA-I 30 Students x	50840 1525200		Education, Seminar & Training	50000
MCA-II 23 Students x	50990 1172770		E.P.F. Employer's share	281000
MCA-III 35 students x	45890 1606150		E.P.F. Administrative Expenses	50000
			Examination Expenses	75000
			Electricity Expenses	600000
			Functions & Festivals	25000
			Gathering & Cultural Expenses	300000
<b>Misc Receipts</b>		3000.00	Gratuity Premium	100000
			Library Expenses	10000
			Medical Expenses	5000
			Misc. Expenses	30000
			Office Expenses	15000
			Periodicals	15000
			Postage Expenses	5000
			Printing & Stationary Expenses	600000
			Staff welfare	20000
			Reception & Refreshment Exps.	50000
			Sanitation & Cleaning Expenses	70000
			Telephone Expenses & Internet	100000
			TADA to UOP Committee Exps.	30000
			Computer Maintenance	150000
			Comp Maint contract	444000
			Electronics Lab. Maintenance	10000
			Fur. & Dead stock Maintenance	50000
			Equipment Maintenance(AMCs)	150000
			Diesel Exp.	150000
			Rent	720000
			Property Tax	35000
			University Share from fee	320000
			Amt paid against 6th pay	92000
				<b>17419603</b>
			<b>Non Recurring Expenses</b>	
			Library Books	50000
			Computer Purchases (Server)	300000
			Electronics Equipments	75000
			Furniture (Benches, Table etc.)	10000
			Furniture (Office)	20000
			Software upgradation (License)	300000
			UPS/Battery (3.5KVA) 15	160000
			UPS/Battery (Small)	30000
				<b>945000</b>
			<b>Surplus</b>	<b>538957</b>
<b>Total Rs.</b>		<b>18903560.00</b>		<b>18903560.00</b>



*[Handwritten signature]*

P.V.G.S.C. College of Science  
 Vinayak Nagar, S. No. 44, Parvati,  
 Pune - 411 009

THE BOMBAY PUBLIC TRUSTS ACT, 1950.  
SCHEDULE VIII [VIDE RULE 17(1)]

NAME OF THE PUBLIC TRUST: Pune Vidyarthi Griha's College of Science

ADDRESS : S.NO. 44, VIDYANAGARI, PARVATI,  
PUNE : 411 009.

COLLEGE OF SCIENCE  
BALANCE SHEET AS AT 31ST MARCH, 2015

FUNDS & LIABILITIES	SCH.	Amount (Rs.) AS AT 31.03.2015	PROPERTY AND ASSETS	SCH.	Amount (Rs.) AS AT 31.03.2015
OTHER EARMARKED FUNDS (Created under the provisions of the trust deed on scheme or out of the income)	A	19,004,773.06	INVESTMENTS (Market value of the above Investments is Rs.....)		1,086,780.74
LOANS (SECURED OR UNSECURED)			FURNITURE, FIXTURES & OTHER ASSETS	C	14,824,607.75
LIABILITIES	B	3,719,224.50	LOANS (SECURED OR UNSECURED)		-
			ADVANCES, DEPOSITS & OTHERS	D	954,686.30
			CASH AND BANK BALANCES	E	1,238,082.42
			SOCIETY'S ACCOUNT PUNE VIDYARTHI GRIHA'S A/C	F	4,619,840.35
<b>TOTAL RS.</b>		<b>22,723,997.56</b>	<b>TOTAL RS.</b>		<b>22,723,997.56</b>

The above Balance Sheet to the best of my/our  
belief contains a true account of the Funds &  
Liabilities and of the Property & Assets of Trust.


AS PER OUR REPORT OF EVEN DATE  
FOR A. H. JOSHI & CO  
CHARTERED ACCOUNTANTS  
(Firm Reg. No. 112396W)

  
Accountant  
P.V.G.'s College of Science

  
Principal

   
Director Secretary  
Pune Vidyarthi Griha

  
Chairman

  
Principal

  
S.A. JOSHI  
(PARTNER)  
M. NO.037772

DATE: 31.03.2015  
PLACE: PUNE

P.V.G.'s College of Science  
Vidyanagari, S. No. 44, Parvati,  
Pune - 411 009



THE BOMBAY PUBLIC TRUSTS ACT, 1950.  
SCHEDULE IX [Vide Rule 17 (1)]

NAME OF THE PUBLIC TRUST: Pune Vidyarthi Griha's College of Science


ADDRESS : S.NO. 44, VIDYANAGARI, PARVATI,  
PUNE : 411 009.


COLLEGE OF SCIENCE  
INCOME AND EXPENDITURE ACCOUNT  
FOR THE YEAR ENDED 31.3.2015

EXPENDITURE	SCH.	AMOUNT (RS.)	AMOUNT (RS.) FOR THE YEAR ENDED (31.03.2015)	INCOME	SCH.	AMOUNT (RS.)	AMOUNT (RS.) FOR THE YEAR ENDED (31.03.2015)
TO EXPENDITURE IN RESPECT OF PROPERTIES			-	BY RENT			
TO ESTABLISHMENT EXPENSES				BY INTEREST : Interest on FD			
TO REMUNERATION TO TRUSTEES				BY DIVIDEND			
TO LEGAL EXPENSES				BY DONATIONS IN CASH OR KIND			
TO AUDIT FEES				BY GRANTS			
TO CONTRIBUTION AND FEES				BY INCOME FROM OTHER SOURCES			
TO AMOUNTS WRITTEN OFF				Other Income	H	889,369.00	
TO MISCELLANEOUS EXPENSES				Fees Received	I	19,387,821.00	20,277,190.00
TO DEPRECIATION	C		600,169.73	BY MISCELLANEOUS RECEIPTS			
TO AMOUNTS TRANSFERRED TO RESERVE OR SPECIFIC FUNDS Equipments and Other Assets Fund	A		-	BY TRANSFER FROM RESERVE			-
TO EXPENDITURE ON OBJECTS OF THE TRUST	G		15,561,415.00	BY DEFICIT CARRIED OVER TO Pune Vidyarthi Griha's A/c			
TO SURPLUS CARRIED OVER TO PUNE VIDYARTHI GRIHA'S A/C			4,115,605.27				
TOTAL RS.			20,277,190.00	TOTAL RS.			20,277,190.00

AS PER OUR REPORT OF EVEN DATE  
FOR A. H. JOSHI & CO  
CHARTERED ACCOUNTANTS  
(Firm Reg. No. 112396W)

 Accountant  
 Principal  
 Director  
 Secretary  
 Chairman  
 P.V.G.'s College of Science  
 Pune Vidyarthi Griha


  
 S.A. JOSHI  
 (PARTNER)  
 M. NO.037772

  
 Principal  
 P.V.G.'s College of Science  
 Vidyanagari, S. No. 44, Parvati,  
 Pune - 411 009

DATE: 7.15  
PLACE: PUNE

**SCHEDULE - C  
SCHEDULE OF DEPRECIATION**

SR. NO.	PARTICULARS	GROSS BLOCK AS AT 1.04.2014	ADDITIONS/ (DEDUCTIONS) (Rs.)	TOTAL (Rs.)	RATE	DEPRECIATION		TOTAL (Rs.)	W.D.V. AS AT 31.3.2014	W.D.V. AS AT 31.03.2015
						UP TO 31.03.2014	DURING THE YEAR			
	Air Conditioner	-	36,980.00	36,980.00	15%	-	5,547.00	5,547.00	-	31,433.00
	Alluminium Rack	-	3,000.00	3,000.00	15%	-	450.00	450.00	-	2,550.00
1	Automatic Master Printer	132,000.00	-	132,000.00	15%	45,095.76	5,395.31	50,491.07	35,968.75	30,573.44
2	Barcode Scanner	4,368.00	-	4,368.00	15%	1,473.40	176.28	1,649.68	1,175.20	998.92
3	Cannon Copier Machine	247,763.00	-	247,763.00	15%	40,398.46	4,833.32	45,231.78	32,222.14	27,388.82
4	Benches	317,356.00	-	317,356.00	10%	63,048.27	7,512.03	70,560.30	75,120.27	67,608.24
5	Black Board	7,540.00	-	7,540.00	10%	854.70	123.24	977.94	1,232.43	1,109.19
6	Battery & UPS	1,189,966.00	8,900.00	1,198,866.00	15%	319,920.48	39,610.69	359,531.17	255,171.27	224,460.58
7	Book Case	200,878.00	-	200,878.00	10%	52,096.57	7,512.03	59,608.60	75,120.27	67,608.24
8	Calculators	11,080.00	-	11,080.00	15%	3,903.11	467.04	4,370.15	3,113.63	2,646.59
9	CCTV	164,509.00	-	164,509.00	15%	44,855.55	17,948.02	62,803.57	119,653.45	101,705.43
10	Chairs	34,313.00	-	34,313.00	10%	11,991.45	1,729.10	13,720.55	17,290.98	15,561.88
11	Computer Lab. Tables	314,619.00	-	314,619.00	10%	86,985.31	12,542.78	99,528.10	125,427.85	112,885.06
12	Computers	5,097,608.40	364,508.00	5,462,116.40	60%	1,284,366.35	226,677.59	1,511,043.94	13,287.98	151,118.39
13	Computer Software Licence Copies	2,062,361.00	258,377.00	2,320,738.00	25%	518,385.36	104,916.80	623,302.16	161,290.19	314,750.39
14	Cordless Mic	2,300.00	-	2,300.00	15%	1,035.00	293.25	1,328.25	1,955.00	1,661.75
15	Digital Projector	338,987.50	194,987.00	533,974.50	10%	90,589.19	32,556.82	123,146.01	130,581.17	293,011.35
16	Dot Matrix Printer	128,642.00	-	128,642.00	60%	6,846.04	42.50	6,888.54	70.83	1,540.54
17	Drum Set	10,200.00	-	10,200.00	15%	2,272.30	271.86	2,544.17	1,812.41	5,919.54
18	Electrical & Installation	35,301.00	-	35,301.00	10%	4,561.40	657.73	5,219.12	6,577.26	103,482.71
19	Electronic Equipment	459,361.75	-	459,361.75	10%	79,740.19	11,498.08	91,238.27	114,980.79	5,670.17
20	Electronic Lab. Tables	32,960.00	-	32,960.00	10%	4,369.23	630.02	4,999.25	1,007.29	906.56
21	Emergency Lamp	2,600.00	-	2,600.00	10%	698.57	100.73	799.30	1,007.29	17,583.86
22	Fan	49,427.00	-	49,427.00	10%	13,549.51	1,953.76	15,503.27	19,537.62	1,144.30
23	Fax Machine	7,110.00	-	7,110.00	15%	1,687.84	201.94	1,889.78	1,346.24	578.56
24	Flag Stand and Pipe	2,950.00	-	2,950.00	10%	445.82	64.28	510.11	642.85	16,572.86
25	Furniture & Dead Stock	78,541.00	-	78,541.00	15%	24,444.92	2,924.62	27,369.54	19,497.48	155.07
26	Gas Stove	1,050.00	-	1,050.00	15%	228.72	27.36	256.08	182.43	121,306.02
27	Generator	518,034.00	-	518,034.00	15%	178,926.10	21,406.94	200,333.04	142,712.96	2,990.03
28	Glass Board	27,000.00	-	27,000.00	15%	4,410.29	527.65	4,937.94	3,517.68	781.70
29	Hall Size Storewell	6,000.00	-	6,000.00	15%	980.07	117.26	1,097.32	3,729.45	2,258.26
30	H.P. Printer 1022	9,750.00	-	9,750.00	15%	3,330.93	398.52	3,729.45	2,656.78	176,352.33
31	Library Books	1,042,036.30	36,007.00	1,078,043.30	15%	214,975.59	31,121.00	246,096.59	171,466.33	15,298.26
32	Library Tables	78,000.00	-	78,000.00	10%	11,788.31	1,699.81	13,488.12	16,998.07	484.90
33	Magazine Stand	2,472.30	-	2,472.30	10%	373.65	53.88	427.52	538.77	298.90
34	Master Lock	490.00	-	490.00	10%	73.92	10.66	84.58	106.59	95.93
35	Mic	5,196.00	-	5,196.00	15%	2,338.20	662.49	3,000.69	4,416.60	3,754.11
36	Notice Board	25,215.00	-	25,215.00	10%	7,274.62	1,048.96	8,323.58	10,489.58	9,440.62
37	Number Machine	1,445.00	-	1,445.00	15%	386.47	46.24	432.70	308.24	262.01
38	Office Tables	136,945.00	11,250.00	148,195.00	10%	30,267.53	5,489.40	35,756.94	43,644.05	49,404.64
39	OHP	14,077.00	-	14,077.00	10%	2,836.58	409.02	3,245.60	4,090.19	3,681.17
40	PCO Coin Box	2,500.00	-	2,500.00	15%	725.97	86.86	812.83	579.04	492.18
41	Plastic Chairs	22,110.00	-	22,110.00	10%	3,203.99	433.65	3,637.60	4,336.52	3,902.87
42	Platform	24,000.00	-	24,000.00	10%	3,627.18	523.02	4,150.20	5,230.18	4,707.16




Principal  
P.V.G.'s College of Science  
Vidyanagari, S. No. 44, Parvati,  
Pune - 411 009





**SCHEDULE : G**  
**EXPENDITURE ON OBJECTS OF THE TRUST**

SR. NO.	PARTICULARS	AMOUNT FOR YEAR ENDED 31.03.2015
1	Affiliation & Continuation	113,800.00
2	Bank Commission & Charges	5,233.00
3	Competition Participation Exps.	500.00
4	Computer Maintenance	482,785.50
5	Conveyance	26,472.00
6	Corpus Fund	1,776.00
7	Diesel Exp.	73,784.00
8	Education Seminar & Training Exps.	91,200.00
9	Electricity Exps.	525,581.00
10	Electronics Equipments Maintenance	40,426.00
11	EPF Administration Exps.	87,468.00
12	EPF Employers' Share	437,957.00
13	Examination Exps.	186,160.00
14	Fee Refund	1,135,107.00
15	Gathering & Cultural Exps.	238,241.00
16	Gratuity Premium	164,575.00
17	Medical Exps.	3,712.00
18	Office Exps.	15,316.00
19	Periodicals	11,568.00
20	Postage	330.00
21	Printing & Stationary	545,153.00
22	Professional Fee	233,100.00
23	Reception	43,609.00
24	Rent	720,000.00
25	Reparing & Maint	393,924.50
26	Salary MCA Staff	6,200.00
27	Salary MCS Staff	174,100.00
28	Salary Non Teaching	1,972,649.00
29	Salary Overtime	300.00
30	Salary Teaching	7,622,884.00
31	Sanitation & Cleaning Exps.	37,276.00
32	Sports Exps.	7,068.00
33	T.A.D.A.	7,000.00
34	Telephone Exps.	156,160.00
<b>TOTAL RS.</b>		<b>15,561,415.00</b>



*[Handwritten Signature]*

Principal

P.V.G.'s College of Science  
Vidyanagarl, S. No. 44, Parvati,  
Pune - 411 009

**SCHEDULE : H**  
**OTHER INCOME**

SR. NO.	PARTICULARS	AMOUNT FOR YEAR ENDED 31.03.2015
1	Fines	5,778.00
2	Interest on Advance	722.00
3	MCS Entrance	150,750.00
4	Environmental Science Course	25,480.00
5	miscellaneous receipts	150,539.00
6	Practical Workbook Files	556,100.00
<b>TOTAL RS.</b>		<b>889,369.00</b>



**Pune Vidyarthi Griha's College of Science, Pune-411009.**  
**Budget for the year 2015-16**

Estimated Receipts		Amount	Estimated Expenditure Head	Amount
<b>Recurring Receipts</b>			<b>Recurring Expenses</b>	
<b>Fee Collection</b>		20698720.00	Salaries	14664430
F.Y. 80 Students x	39620 3169600		Affiliation & Continuation	115000
S.Y. 90 Students x	38730 3485700		Advertisement	100000
T.Y. 70 Students x	41090 2876300		Audit Fees & Professional Fee	25000
MCS-I 60 Students x	56340 3380400		Conveyance	30000
MCS-II 66 Students x	50540 3335640		Competition & Sports Exps	15000
MCA-I 30 Students x	55840 1675200		Education, Seminar & Training	60000
MCA-II 29 Students x	55240 1601960		E.P.F. Employer's share	648000
MCA-III 23 students x	51040 1173920		E.P.F. Administrative Expenses	130000
Misc Receipts	3000.00		Examination Expenses	75000
			Electricity Expenses	600000
			Functions & Festivals	25000
			Gathering & Cultural Expenses	250000
			Gratuity Premium	100000
			Medical Expenses	5000
			Misc. Expenses	30000
			Office Expenses	5000
			Periodicals	15000
			Postage Expenses	5000
			Printing & Stationary Expenses	600000
			Reception & Refreshment Exps.	60000
			Sanitation & Cleaning Expenses	70000
			Telephone Expenses & Internet	240000
			TADA to UOP Committee Exps.	30000
			Computer Maintenance	100000
			Comp Maint contract	500000
			Electronics Lab. Maintenance	10000
			Fur. & Dead stock Maintenance	50000
			Equipment Maintenance(AMCs)	150000
			Diesel Exp.	150000
			Rent	720000
			Property Tax	35000
			University Share	339692
			Advance against 6th pay	40311
				19992433
			<b>Non Recurring Expenses</b>	
			Library Books	50000
			Computer Purchases	300000
			Electronics Equipments	50000
			Furniture (Benches, Table etc.)	10000
			Furniture (Office)	20000
			Building Painting(External)	200000
			Building Maintenance	100000
			Software upgradation (License)	200000
			Terrace Shed	200000
			UPS/Battery (3.5KVA) 15	160000
			UPS/Battery (Small)	30000
				1320000
<b>Deficit</b>		610713.00		
<b>Total Rs.</b>		21312433.00		21312433.00



Principal  
**P.V.G.'s College of Science**  
 Vidyanaagari, S. No. 44, Parvati,  
 Pune - 411 009

Principal

P.V.G.'s College of Science  
 Vidyanaagari, S. No. 44, Parvati,  
 Pune - 411 009.

THE BOMBAY PUBLIC TRUSTS ACT, 1950.  
SCHEDULE VIII [VIDE RULE 17(1)]

NAME OF THE PUBLIC TRUST: Pune Vidyarthi Griha's College of Science


ADDRESS : S.NO. 44, VIDYANAGARI, PARVATI,  
PUNE - 411 009.

COLLEGE OF SCIENCE  
BALANCE SHEET AS AT 31ST MARCH, 2016

FUNDS & LIABILITIES	SCH.	Amount (Rs.) AS AT 31.03.2016	PROPERTY AND ASSETS	SCH.	Amount (Rs.) AS AT 31.03.2016
OTHER EARMARKED FUNDS (Created under the provisions of the trust deed on scheme or out of the income)	A	22,810,256.55	INVESTMENTS (Market value of the above investments is Rs.....)		1,232,297.01
LOANS (SECURED OR UNSECURED)			FURNITURE, FIXTURES & OTHER ASSETS	C	15,042,132.75
LIABILITIES	B	3,119,805.20	LOANS (SECURED OR UNSECURED)		-
			ADVANCES, DEPOSITS & OTHERS	D	1,653,709.00
			CASH AND BANK BALANCES	E	1,074,438.56
			SOCIETY'S ACCOUNT PUNE VIDYARTHI GRIHA'S A/c	F	6,927,484.43
<b>TOTAL RS.</b>		<b>25,930,061.75</b>	<b>TOTAL RS.</b>		<b>25,930,061.75</b>

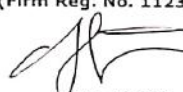
The above Balance Sheet to the best of my/our  
belief contains a true account of the Funds &  
Liabilities and of the Property & Assets of Trust.


AS PER OUR REPORT OF EVEN DATE  
FOR A. H. JOSHI & CO  
CHARTERED ACCOUNTANTS  
(Firm Reg. No. 112396W)

  
Accountant & Principal  
P.V.G.'s College of Science

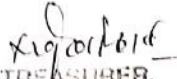
  
Director & Secretary  
Pune Vidyarthi Griha

  
Chairman

  
S.A. JOSHI  
(PARTNER)  
M. NO. 037772



DATE:  
PLACE: PUNE

  
TREASURER,  
Pune Vidyarthi Griha  
Pune - 411 009.

Principal  
P.V.G.'s College of Science  
Vidyanagari, S. No. 44, Parvati,  
Pune - 411 009

2 SEP 2016

THE BOMBAY PUBLIC TRUSTS ACT, 1950.  
SCHEDULE IX [Vide Rule 17 (1)]

NAME OF THE PUBLIC TRUST: Pune Vidyarthi Griha's College of Science

ADDRESS: S.NO. 44, VIDYANAGARI, PARVATI,  
PUNE : 411 009.

COLLEGE OF SCIENCE  
INCOME AND EXPENDITURE ACCOUNT  
FOR THE YEAR ENDED 31.3.2016

EXPENDITURE	SCH.	AMOUNT (RS.)	AMOUNT (RS.) FOR THE YEAR ENDED (31.03.2016)	INCOME	SCH.	AMOUNT (RS.)	AMOUNT (RS.) FOR THE YEAR ENDED (31.03.2016)
TO EXPENDITURE IN RESPECT OF PROPERTIES			-	BY RENT			
TO ESTABLISHMENT EXPENSES				BY INTEREST : Interest on FD			145,516.27
TO REMUNERATION TO TRUSTEES				BY DIVIDEND			
TO LEGAL EXPENSES				BY DONATIONS IN CASH OR KIND			
TO AUDIT FEES			9,270.00	BY GRANTS			
TO CONTRIBUTION AND FEES				BY INCOME FROM OTHER SOURCES Other Income Fees Received	H I	1,013,363.71 19,752,105.00	20,765,468.71
TO AMOUNTS WRITTEN OFF				BY MISCELLANEOUS RECEIPTS			
TO MISCELLANEOUS EXPENSES			12,281.00	BY TRANSFER FROM RESERVE			-
TO DEPRECIATION	C		3,805,483.49	BY DEFICIT CARRIED OVER TO Pune Vidyarthi Griha's A/c			3,410,044.08
TO AMOUNTS TRANSFERRED TO RESERVE OR SPECIFIC FUNDS Equipments and Other Assets Fund	A		-				
TO EXPENDITURE ON OBJECTS OF THE TRUST	G		20,493,094.57				
TO SURPLUS CARRIED OVER TO PUNE VIDYARTHI GRIHA'S A/C							
<b>TOTAL RS.</b>			<b>24,321,029.06</b>	<b>TOTAL RS.</b>			<b>24,321,029.06</b>


AS PER OUR REPORT OF EVEN DATE  
FOR A. H. JOSHI & CO  
CHARTERED ACCOUNTANTS  
(Firm Reg. No. 112396W)

*[Signature]*  
Accountant J/c Principal  
P.V.G.'s College of Science

*[Signature]*  
Director & Secretary  
Pune Vidyarthi Griha

*[Signature]*  
Chairman  
Principal

*[Signature]*  
SIA, JOSHI  
(PARTNER)  
M. NO. 037772



DATE:  
PLACE: PUNE

*[Signature]*  
TREASURER,  
Pune Vidyarthi Griha

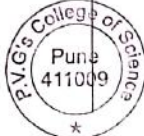
P.V.G.'s College of Science  
Vidyanagari, S. No. 44, Parvati,  
Pune - 411 009

2 SEP 2016



**SCHEDULE - C  
SCHEDULE OF DEPRECIATION**

SR. NO.	PARTICULARS	GROSS BLOCK AS AT 1.04.2015	ADDITIONS/ (DEDUCTIONS) (Rs.)	TOTAL (Rs.)	RATE	DEPRECIATION			W.D.V. AS AT 31.3.15	W.D.V. AS AT 31.03.2016
						UP TO 31.03.2015	DURING THE YEAR	TOTAL (Rs.)		
1	Air Conditioner	36,980.00		36,980.00	15%	-	-	-	-	-
2	Aluminium Rack	3,000.00		3,000.00	15%	-	-	-	-	-
3	Automatic Master Printer	132,000.00		132,000.00	15%	45,095.76	13,035.64	58,131.39	86,904.24	73,868.61
4	Barcode Scanner	4,368.00		4,368.00	15%	1,473.40	434.19	1,907.59	2,894.60	2,460.41
5	Cannon Copier Machine	247,763.00		247,763.00	15%	40,398.46	31,104.68	71,503.14	207,364.54	176,259.86
6	Benches	317,356.00		317,356.00	10%	63,048.27	25,430.77	88,479.04	254,307.73	228,876.96
7	Black Board	7,540.00		7,540.00	10%	854.70	668.53	1,523.23	6,685.30	6,016.77
8	Battery & UPS	1,198,866.00		1,198,866.00	15%	319,920.48	131,841.83	451,762.31	878,945.52	747,103.69
9	Book Case	200,878.00		200,878.00	10%	52,096.57	14,878.14	66,974.71	148,781.43	133,903.29
10	Calculators	11,080.00		11,080.00	15%	3,903.11	1,076.53	4,979.64	7,176.89	6,100.36
11	CCTV	164,509.00		164,509.00	15%	44,855.55	17,948.02	62,803.57	119,653.45	101,705.43
12	Chairs	34,313.00	14,025.00	48,338.00	10%	11,991.45	5,037.16	17,028.60	36,346.55	45,334.40
13	Computer Lab. Tables	314,619.00		314,619.00	10%	86,985.31	22,763.37	109,748.68	222,633.69	204,870.32
14	Computers	5,462,116.40		5,462,116.40	60%	1,284,366.35	2,506,650.03	3,791,016.38	4,177,750.05	1,671,107.98
15	Computer Software Licence Copies	2,320,738.00	126,229.00	2,446,967.00	25%	518,385.36	513,702.66	1,032,088.02	1,928,581.64	1,541,107.98
16	Cordless Mic	2,300.00		2,300.00	15%	1,035.00	189.75	1,224.75	1,265.00	1,075.25
17	Digital Projector	533,974.50		533,974.50	10%	90,589.19	44,338.53	134,927.72	443,385.31	399,046.78
18	Dot Matrix Printer	128,642.00		128,642.00	60%	6,846.04	73,077.58	79,923.62	121,795.96	48,718.38
19	Drum Set	10,200.00		10,200.00	15%	2,272.30	1,189.15	3,461.46	7,927.70	6,738.54
20	Electrical & Installation	35,301.00		35,301.00	10%	4,561.40	3,073.96	7,635.36	30,739.60	27,665.64
21	Electronic Equipment	459,361.75		459,361.75	10%	79,740.19	37,962.16	117,702.35	379,621.56	341,659.40
22	Electronic Lab. Tables	32,960.00		32,960.00	10%	4,369.23	2,859.08	7,228.31	28,590.77	25,731.69
23	Emergency Lamp	2,600.00		2,600.00	10%	698.57	190.14	888.71	1,901.43	1,711.29
24	Fan	49,427.00		49,427.00	10%	13,549.51	3,587.75	17,137.26	35,877.49	32,289.74
25	Fax Machine	2,950.00		2,950.00	10%	445.82	250.42	696.24	2,504.18	2,253.76
26	Flag Stand and Pipe	78,541.00		78,541.00	15%	24,444.92	8,114.41	32,559.33	54,096.08	45,981.67
27	Furniture & Dead Stock	1,050.00		1,050.00	15%	228.72	123.19	351.91	821.28	698.09
28	Generator	518,034.00		518,034.00	15%	178,926.10	50,865.18	229,792.29	339,107.90	288,241.71
29	Glass Board	27,000.00		27,000.00	15%	4,410.29	3,388.46	7,798.75	22,589.71	19,201.25
30	Hall Size Storewell	6,000.00		6,000.00	15%	980.07	752.99	1,733.06	5,019.93	4,266.94
31	H.P. Printer 1022	9,750.00		9,750.00	15%	3,330.93	962.86	4,293.79	6,419.07	5,456.21
32	Library Books	1,078,043.30	16,796.00	1,094,839.30	15%	214,975.59	134,498.96	349,474.54	879,863.11	762,160.76
33	Library Tables	78,000.00		78,000.00	10%	11,788.31	6,621.17	18,409.48	66,211.69	59,590.52
34	Magazine Stand	2,472.30		2,472.30	10%	373.65	209.87	583.51	2,098.65	1,888.79
35	Master Lock	490.00		490.00	10%	73.92	41.61	115.53	416.08	374.47
36	Mic	5,196.00		5,196.00	15%	2,338.20	428.67	2,766.87	2,857.80	2,429.13
37	Notice Board	25,215.00		25,215.00	10%	2,274.62	1,794.04	4,068.66	17,940.38	16,146.34
38	Number Machine	1,445.00		1,445.00	10%	386.47	158.78	545.25	1,058.53	899.75
39	Office Tables	148,195.00		148,195.00	10%	30,267.53	11,792.75	42,060.28	117,927.47	106,134.72
40	OHP	14,077.00		14,077.00	10%	2,836.58	1,124.04	3,960.63	11,240.42	10,116.37
41	PCO Coin Box	2,500.00		2,500.00	15%	725.97	266.10	992.07	1,774.03	1,507.93
42	Plastic Chairs	22,110.00		22,110.00	10%	3,203.95	1,890.61	5,094.55	18,905.05	17,015.45
43	Platform	24,000.00		24,000.00	10%	3,627.18	2,037.28	5,664.46	20,372.82	18,335.54
44	Podium	6,115.00		6,115.00	10%	1,301.99	481.33	1,783.01	4,813.32	4,331.99
45	Pump	8,753.00		8,753.00	10%	2,207.78	642.22	2,973.00	6,422.22	5,780.00
46	Risograph Digital Duplicator Machine	179,010.00		179,010.00	15%	80,554.50	14,768.33	95,322.83	98,455.50	83,687.18
47	Shoes Stand	12,750.00		12,750.00	15%	4,110.51	1,295.92	5,406.45	8,639.47	7,457.55
48	name boards	14,336.00		14,336.00	15%	4,300.80	1,505.28	5,806.08	10,035.20	8,830.92
49	Sound System	25,983.00		25,983.00	10%	6,981.19	1,908.18	8,881.37	19,001.81	17,136.97
50	Stools	14,210.00		14,210.00	10%	2,070.03	213.70	3,286.73	12,136.97	10,923.27
51	Storewell	86,209.50		86,209.50	10%	18,745.54	6,745.54	25,490.68	67,455.35	60,709.82
52	Tally	4,200.00		4,200.00	15%	1,890.00	932.25	2,822.25	2,310.00	1,983.50
53	Telephone Instruments	13,790.00		13,790.00	10%	1,379.00	512.25	1,891.25	9,322.85	8,390.56



Principal  
P.V.G.'s College of Science  
Vidyanagari, S. No. 44, Parvati,  
Pune - 411 009







**SCHEDULE : G**  
**EXPENDITURE ON OBJECTS OF THE TRUST**

SR. NO.	PARTICULARS	AMOUNT FOR YEAR ENDED 31.03.2016
1	Affiliation & Continuation	4,000.00
2	Bank Commission & Charges	780.07
3	Competition Participation Exps.	4,530.00
4	Computer Maintenance	713,439.00
5	Conveyance	23,023.00
6	Corpus Fund	1,724.00
7	Diesel Exp.	41,890.00
8	Education Seminar & Training Exps.	32,976.00
9	Electricity Exps.	595,070.00
10	Electronics Equipments Maintenance	4,954.00
11	EPF Administration Exps.	110,808.00
12	EPF Employers' Share	574,435.00
13	Examination Exps.	550.00
14	Fee Refund	626,346.00
15	Gathering & Cultural Exps.	203,654.00
16	Gratuity Premium	6,993.00
17	Medical Exps.	4,720.00
18	Office Exps.	24,729.00
19	Periodicals	10,943.00
20	Postage	
21	Printing & Stationary	466,016.50
22	Professional Fee	376,000.00
23	Reception	35,815.00
24	Rent	5,698,400.00
25	Reparing & Maint	413,537.00
26	Salary MCA Staff	
27	Salary MCS Staff	2,136,990.00
28	Salary Non Teaching	
29	Salary Overtime	7,199,230.00
30	Salary Teaching	52,966.00
31	Sanitation & Cleaning Exps.	15,228.00
32	Sports Exps.	1,130.00
33	T.A.D.A.	197,463.00
34	Telephone Exps.	46,332.00
35	Advertisement	14,600.00
36	Entrance Expenses	251.00
37	Function & Festival	4,310.00
38	N.S.S.	12,991.00
39	Picnic Expenses	771,390.00
40	Salary Leave Encashments	805.00
41	Student Remuneration	64,976.00
42	Workshop Expenses	
<b>TOTAL RS.</b>		<b>20,493,994.57</b>

**SCHEDULE : H**  
**OTHER INCOME**

SR. NO.	PARTICULARS	AMOUNT FOR YEAR ENDED 31.03.2016
1	Fines	10,903.00
2	Interest on Advance	35.00
3	MCS Entrance	53,260.71
4	Environmental Science Course	17,320.00
5	Miscellaneous receipts	81,804.00
6	Practical Workbook Files	733,700.00
7	Excess Provision for Gratuity	46,737.00
8	Workshop Registration fees	69,604.00
<b>TOTAL RS.</b>		<b>1,013,363.71</b>

  
**Principal'**  
**P.V.G.'s College of Science**  
**Vidyanagari, S. No. 44, Parvati**  
**Pune - 411 009**





**Pune Vidvarthi Griha's College of Science, Pune-411009.**

**Budget for the year 2016-17**

Estimated Receipts		Amount	Estimated Expenditure Head	Amount
<u>Recurring Receipts</u>			<u>Recurring Expenses</u>	
<u>Fee Collection</u>		20899900.00	Salaries	13925124
F.Y. 80 Students x	40120 3209600		E.P.F. Employer's share	648000
S.Y. 90 Students x	39230 3530700		E.P.F. Administrative Expenses	130000
T.Y. 80 Students x	41590 3327200		Gratuity Premium	100000
MCS-I 60 Students x	56840 3410400		Advance against 6th pay	15000
MCS-II 60 Students x	51040 3062400		Affiliation & Continuation	100000
MCA-I 30 Students x	56340 1690200		Advertisement	100000
MCA-II 22 Students x	55740 1226280		Examination Expenses	75000
MCA-III 28 students x	51540 1443120		TADA to UOP Committee Exps.	30000
			University Share	349630
Misc Receipts	10000.00		Computer Maintenance	100000
			Comp Maint contract	550000
			Electronics Lab. Maintenance	10000
			Fur. & Dead stock Maintenance	50000
			Equipment Maintenance(AMCs)	150000
			Functions & Festivals	15000
			Gathering & Cultural Expenses	250000
			Competition & Sports Exps	15000
			Education, Seminar & Training	60000
			Medical Expenses	5000
			Printing & Stationary Expenses	600000
			Rent	7200000
			Electricity Expenses	600000
			Audit Fees & Professional Fee	25000
			Conveyance	30000
			Misc. Expenses	50000
			Office Expenses	5000
			Periodicals & News Paper	20000
			Postage Expenses	5000
			Reception & Refreshment Exps.	50000
			Sanitation & Cleaning Expenses	70000
			Telephone Expenses & Internet	240000
			Diesel Exp.	150000
				<b>25722754</b>
			<u>Non Recurring Expenses</u>	
			Library Books	25000
			Computer Purchases	1000000
			Electronics Equipments	25000
			Furniture (Benches, Table etc.)	10000
			Furniture (Office)	20000
			Building Painting(External)	200000
			Building Maintenance	100000
			Software upgradation (License)	300000
			Terrace Shed	200000
				<b>1880000</b>
Deficit		6702854.00		
<b>Total Rs.</b>		<b>27612754.00</b>		<b>27602754.00</b>

Principal  
P.V.G.'s College of Science  
Vidyanagari, S. No. 44, Parvati,  
Pune - 411 009



*Handwritten signature*

*Handwritten signature*

Vidyanagari, S. No. 44, Parvati,  
Pune - 411 009.

P.V.G.'s College of Science,  
Vidyanagari, Pune - 411 009.

NAME OF THE PUBLIC TRUST: Pune Vidyarthi Griha's College of Science

ADDRESS :

B.NO. 44, VIDYANAGARI, PARVATI,  
PUNE - 411 009.

COLLEGE OF SCIENCE  
BALANCE SHEET AS AT 31ST MARCH, 201.

FUNDS & LIABILITIES	SCH.	Amount (Rs.) AS AT 31.03.201.	PROPERTY AND ASSETS	SCH.	Amount (Rs.) AS AT 31.03.201.
OTHER EARMARKED FUNDS (Created under the provisions of the trust deed on scheme or out of the income)	A	2,44,82,248.32	INVESTMENTS (Market value of the above Investments is Rs.....)		
LOANS(SECURED OR UNSECURED)			FURNITURE, FIXTURES & OTHER ASSETS	C	1,52,07,929.75
LIABILITIES	B	37,09,153.64	LOANS(SECURED OR UNSECURED)		
			ADVANCES, DEPOSITS & OTHERS	D	25,22,575.95
			CASH AND BANK BALANCES	E	1,42,209.37
			SOCIETY'S ACCOUNT PUNE VIDYARTHI GRIHA'S A/c	F	1,03,18,686.89
TOTAL RS.		2,81,91,401.96	TOTAL RS.		2,81,91,401.96

The above Balance Sheet to the best of my/our  
belief contains a true account of the Funds &  
Liabilities and of the Property & Assets of Trust.

AS PER OUR REPORT OF EVEN DATE  
FOR A. H. JOSHI & CO  
CHARTERED ACCOUNTANTS  
(Firm Reg. No. 112396W)

Accountant Principal  
P.V.G's College of Science

*[Signatures]*  
Treasurer Secretary Chairman  
Pune Vidyarthi Griha

Principal,

P.V.G.'s College of Science  
Vidyanagari, S. No. 44, Parvati,  
Pune - 411 009

*[Signature]*  
S.A. JOSHI  
(PARTNER)  
M. NO.037772



DATE:  
PLACE: PUNE

7 JUL 2017

**NAME OF THE PUBLIC TRUST: Pune Vidyarthi Griha's College of Science**  
**ADDRESS: S.No. 44, VIDYANAGARI, PARVATI, PUNE - 411 009.**

**COLLEGE OF SCIENCE  
 INCOME AND EXPENDITURE ACCOUNT  
 FOR THE YEAR ENDED 31.3.2017**

EXPENDITURE	SCH.	AMOUNT (RS.)	AMOUNT (RS.) FOR THE YEAR ENDED (31.03.2017)	INCOME	SCH.	AMOUNT (RS.)	AMOUNT (RS.) FOR THE YEAR ENDED (31.03.2017)
TO EXPENDITURE IN RESPECT OF PROPERTIES				BY RENT			
TO ESTABLISHMENT EXPENSES				BY INTEREST : Interest on FD			1,86,971.94
TO REMUNERATION TO TRUSTEES				BY DIVIDEND			
TO LEGAL EXPENSES				BY DONATIONS IN CASH OR KIND			
TO AUDIT FEES			10,305.00	BY GRANTS			
TO CONTRIBUTION AND FEES				BY INCOME FROM OTHER SOURCES			
TO AMOUNTS WRITTEN OFF				Other Income	H	1,16,949.00	
TO MISCELLANEOUS EXPENSES				Fees Received	I	1,87,76,435.00	1,88,93,384.00
TO DEPRECIATION	C		16,71,991.77	BY MISCELLANEOUS RECEIPTS			
TO AMOUNTS TRANSFERRED TO RESERVE OR SPECIFIC FUNDS Equipments and Other Assets Fund	A			BY TRANSFER FROM RESERVE			
TO EXPENDITURE ON OBJECTS OF THE TRUST	G		1,85,56,352.63	BY DEFICIT CARRIED OVER TO Pune Vidyarthi Griha's A/c			11,58,293.46
TO SURPLUS CARRIED OVER TO PUNE VIDYARTHI GRIHA'S A/C							
<b>TOTAL RS.</b>			<b>2,02,38,649.40</b>	<b>TOTAL RS.</b>			<b>2,02,38,649.40</b>


AS PER OUR REPORT OF EVEN DATE  
 FOR A. H. JOSHI & CO  
 CHARTERED ACCOUNTANTS  
 (Firm Reg. No. 112396W)

Accountant Principal  
 P.V.G.'s College of Science

Treasurer Secretary Chairman  
 Pune Vidyarthi Griha

Principal

A.A. JOSHI  
 (PARTNER)  
 No. NO.037772




P.V.G.'s College of Science  
 Vidyanagari, S. No. 44, Parvati,  
 Pune - 411 009

DATE:  
 PLACE: PUNE

2017



Sl. No.	Particulars	Amount (Rs.)	Quantity (or) Unit	Total (Rs.)	Rate	11.03.2017	11.03.2017	Total (Rs.)	11.03.2017	11.03.2017
1	Air Conditioner	16,000.00		16,000.00	10%			1,600.00	16,000.00	16,000.00
2	Aluminum Rack	1,000.00		1,000.00	10%			100.00	1,000.00	1,000.00
3	Automatic Master Printer	1,12,000.00		1,12,000.00	10%	98,131.39		1,120.00	1,12,000.00	1,12,000.00
4	Barcode Scanner	4,160.00		4,160.00	10%	1,907.99		416.00	4,160.00	4,160.00
5	Canon Copier Machine	2,17,763.00		2,17,763.00	10%	71,501.14		21,776.30	2,17,763.00	2,17,763.00
6	Benches	3,17,356.00		3,17,356.00	10%	88,479.04		31,735.60	3,17,356.00	3,17,356.00
7	Black Board	7,540.00		7,540.00	10%	1,523.23		754.00	7,540.00	7,540.00
8	Battery & UPS	11,98,866.00		11,98,866.00	10%	1,51,762.31		1,19,886.60	11,98,866.00	11,98,866.00
9	Book Case	2,00,878.00		2,00,878.00	10%	66,974.71		20,087.80	2,00,878.00	2,00,878.00
10	Calculators	11,080.00		11,080.00	10%	4,979.64		1,108.00	11,080.00	11,080.00
11	CCTV	1,64,509.00		1,64,509.00	10%	62,803.57		16,450.90	1,64,509.00	1,64,509.00
12	Chairs	48,338.00		48,338.00	10%	17,028.60		4,833.80	48,338.00	48,338.00
13	Computer Lab. Tables	3,14,619.00		3,14,619.00	10%	1,09,748.68		31,461.90	3,14,619.00	3,14,619.00
14	Computers	54,62,116.40		54,62,116.40	60%	37,91,016.38		5,46,216.40	54,62,116.40	54,62,116.40
15	Computer Software Licence Copies	24,46,967.00	1,34,673.00	25,81,640.00	10%	10,32,088.02		2,44,696.70	24,46,967.00	24,46,967.00
16	Cordless Mic	2,300.00		2,300.00	10%	1,224.75		230.00	2,300.00	2,300.00
17	Digital Projector	5,33,974.50		5,33,974.50	10%	1,34,927.72		53,397.45	5,33,974.50	5,33,974.50
18	Dot Matrix Printer	1,28,642.00		1,28,642.00	60%	79,923.62		12,864.20	1,28,642.00	1,28,642.00
19	Drum Set	10,200.00		10,200.00	10%	3,461.46		1,020.00	10,200.00	10,200.00
20	Electrical & Installation	35,301.00		35,301.00	10%	7,635.36		3,530.10	35,301.00	35,301.00
21	Electronic Equipment	4,59,361.75		4,59,361.75	10%	1,17,702.35		45,936.17	4,59,361.75	4,59,361.75
22	Electronic Lab. Tables	32,960.00		32,960.00	10%	7,228.31		3,296.00	32,960.00	32,960.00
23	Emergency Lamp	2,600.00		2,600.00	10%	888.71		260.00	2,600.00	2,600.00
24	Fan	49,427.00		49,427.00	10%	17,137.26		4,942.70	49,427.00	49,427.00
25	Fax Machine	7,110.00		7,110.00	10%	2,501.17		711.00	7,110.00	7,110.00
26	Flag Stand and Pipe	2,950.00		2,950.00	10%	696.24		295.00	2,950.00	2,950.00
27	Furniture & Dead Stock	78,541.00		78,541.00	10%	32,559.33		7,854.10	78,541.00	78,541.00
28	Gas Stove	1,050.00		1,050.00	10%	351.91		105.00	1,050.00	1,050.00
29	Generator	5,18,034.00		5,18,034.00	10%	2,29,792.29		51,803.40	5,18,034.00	5,18,034.00
30	Glass Board	27,000.00		27,000.00	10%	7,798.75		2,700.00	27,000.00	27,000.00
31	Hall Size Storewell	6,000.00		6,000.00	10%	1,733.06		600.00	6,000.00	6,000.00
32	H.P. Printer 1022	9,750.00		9,750.00	10%	4,293.79		975.00	9,750.00	9,750.00
33	Library Books	10,94,839.30	31,124.00	11,25,963.30	10%	3,49,474.54		1,09,483.93	10,94,839.30	10,94,839.30
34	Library Tables	78,000.00		78,000.00	10%	18,409.48		7,800.00	78,000.00	78,000.00
35	Magazine Stand	2,472.30		2,472.30	10%	583.51		247.23	2,472.30	2,472.30
36	Master Lock	490.00		490.00	10%	115.53		49.00	490.00	490.00
37	Mic	5,196.00		5,196.00	10%	2,766.87		519.60	5,196.00	5,196.00
38	Notice Board	25,215.00		25,215.00	10%	9,068.66		2,521.50	25,215.00	25,215.00
39	Number Machine	1,445.00		1,445.00	10%	545.25		144.50	1,445.00	1,445.00
40	Office Tables	1,48,195.00		1,48,195.00	10%	42,060.28		14,819.50	1,48,195.00	1,48,195.00
41	OHP	14,077.00		14,077.00	10%	3,960.63		1,407.70	14,077.00	14,077.00
42	PCO Coin Box	2,500.00		2,500.00	10%	992.07		250.00	2,500.00	2,500.00
43	Plastic Chairs	22,110.00		22,110.00	10%	5,094.55		2,211.00	22,110.00	22,110.00
44	Platform	24,000.00		24,000.00	10%	5,664.46		2,400.00	24,000.00	24,000.00



Principal  
P.V.G.'s College of Science  
Vidyanagari, S. No. 44, Parvati,  
Pune - 411 009

**SCHEDULE : G**  
**EXPENDITURE ON OBJECTS OF THE TRUST**

SR	PARTICULARS	AMOUNT FOR YEAR ENDED 31.03.2017
1	Affiliation & Continuation	1,58,000.00
2	Bank Commission & Charges	1,516.63
3	Printing Exps.	1,38,300.00
4	Computer Maintenance	4,47,237.00
5	Conveyance	35,575.00
6	Grants Fund	1,668.00
7	Diesel Exp.	56,299.00
8	Education Seminar & Training Exps.	12,787.00
9	Electricity Exps.	4,83,970.00
10	Electronics Equipments Maintenance	4,799.00
11	Office Administration Exps.	1,05,812.00
12	Office Employers' Share	6,13,866.00
13	Guest lectures and seminars	8,78,244.00
14	Fee Refund	2,41,042.00
15	Gathering & Cultural Exps.	7,515.00
16	Gratuity Expenses	2,640.00
17	Medical Exps.	23,239.00
18	Office Exps.	16,130.00
19	Periodicals	346.00
20	Postage	4,65,718.00
21	Printing & Stationary	2,28,510.00
22	Professional Fee	42,053.00
23	Reception	34,09,200.00
24	Rent	5,46,189.00
25	Reserving & Maint	3,800.00
26	Practical Workbook Files	
27	Salary MCS Staff	25,17,187.00
28	Salary Non Teaching	
29	Salary Overtime	77,63,355.00
30	Salary Teaching	46,314.00
31	Sanitation & Cleaning Exps.	16,824.00
32	Sports Exps.	21,644.00
33	T.A.D.A.	1,63,745.00
34	Telephone Exps.	1,760.00
35	Health Centre	38,710.00
36	Water Exp	4,170.00
37	WSS	1,887.00
38	Student Remuneration	56,301.00
39	Electrical Work	
	<b>TOTAL RS.</b>	<b>1,85,56,352.63</b>



*[Signature]*  
Principal'

P.V.G.'s College of Science  
Vidyanagari, S. No. 44, Parvati,  
Pune - 411 009


**SCHEDULE : H**  
**INCOME**

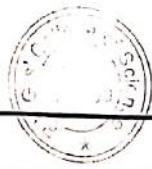
SR	PARTICULARS	AMOUNT FOR YEAR ENDED 31.03.2017
	Guest lectures and seminars	
	Disaster Management	
	MCS Entrance	45,600.00
	Environmental Science Course	18,660.00
	Miscellaneous receipts	52,689.00
	Practical Workbook Files	
	<b>TOTAL RS.</b>	<b>1,16,949.00</b>



**Pune Vidyarthi Griha's College of Science, Pune-411009.**  
**Budget for the year 2017-18**

Estimated Receipts		Amount	Estimated Expenditure Head	Amount
<b>Recurring Receipts</b>			<b>Recurring Expenses</b>	
<b>Fee Collection</b>		17310970.00	Salaries	14591961
F.Y. 80 Students x	40120 3209600		E.P.F. Employer's share	648000
S.Y. 90 Students x	39230 3530700		E.P.F. Administrative Expenses	130000
T.Y. 70 Students x	41590 2911300		Gratuity Premium	100000
MCS-I 60 Students x	56790 3407400		Affiliation & Continuation	100000
MCS-II 60 Students x	51090 3065400		Advertisement	100000
MCA-III 23 students x	51590 1186570		Examination Expenses	75000
			TADA to UOP Committee Exps.	30000
			University Share	150000
			Computer Maintenance	100000
<b>Misc Receipts</b>		20000.00	Comp Maint contract	500000
			Electronics Lab. Maintenance	10000
			Fur. & Dead stock Maintenance	50000
			Equipment Maintenance(AMCs)	150000
			Functions & Festivals	15000
			Gathering & Cultural Expenses	300000
			Competition & Sports Exps	40000
			Education, Seminar & Training	60000
			Medical Expenses	5000
			Printing & Stationary Expenses	600000
			Rent	3500000
			Electricity Expenses	600000
			Audit Fees & Professional Fee	30000
			Conveyance	30000
			Misc. Expenses	30000
			Office Expenses	5000
			Periodicals	15000
			Postage Expenses	5000
			Reception & Refreshment Exps.	50000
			Sanitation & Cleaning Expenses	70000
			Telephone Expenses & Internet	250000
			Diesel Exp.	120000
				<b>22459961</b>
			<b>Non Recurring Expenses</b>	
			Library Books	50000
			Computer Purchases	500000
			Electronics Equipments	20000
			Furniture (Benches, Table etc.)	10000
			Furniture (Office)	20000
			Building Painting(External)	200000
			Building Maintenance	100000
			Software upgradation (License)	200000
			Toilet Repairing	200000
			UPS/Battery	100000
			UPS/Battery (Small)	30000
				<b>1430000</b>
<b>Deficit</b>		<b>5128991.00</b>		
<b>Total Rs.</b>		<b>22459961.00</b>		<b>22459961.00</b>

  
 Principal  
 P.V.G.'s College of Science  
 Vidyanagari, S. No. 44, Parvati,  
 Pune - 411 009





THE BOMBAY PUBLIC TRUSTS ACT, 1950.  
SCHEDULE IX [Vide Rule 17 (1)]

NAME OF THE PUBLIC TRUST: Pune Vidyarthi Griha's College of Science

ADDRESS : S.NO. 44, VIDYANAGARI, PARVATI,  
PUNE : 411 009.

COLLEGE OF SCIENCE  
INCOME AND EXPENDITURE ACCOUNT  
FOR THE YEAR ENDED 31.3.2018

EXPENDITURE	SCH.	AMOUNT (RS.)	AMOUNT (RS.) FOR THE YEAR ENDED (31.03.2018)	INCOME	SCH.	AMOUNT (RS.)	AMOUNT (RS.) FOR THE YEAR ENDED (31.03.2018)
TO EXPENDITURE IN RESPECT OF PROPERTIES				BY RENT			
TO ESTABLISHMENT EXPENSES				BY INTEREST : Interest on FD			148,817.00
TO REMUNERATION TO TRUSTEES				BY DIVIDEND			
TO LEGAL EXPENSES				BY DONATIONS IN CASH OR KIND			
TO AUDIT FEES			11,500.00	BY GRANTS			
TO CONTRIBUTION AND FEES				BY INCOME FROM OTHER SOURCES			
TO AMOUNTS WRITTEN OFF				Other Income	H	91,457.00	
TO MISCELLANEOUS EXPENSES				Fees Received	I	17,752,210.00	17,843,667.00
TO DEPRECIATION	C		3,037,828.40	BY MISCELLANEOUS RECEIPTS			
TO AMOUNTS TRANSFERRED TO RESERVE OR SPECIFIC FUNDS Equipments and Other Assets Fund	A			BY TRANSFER FROM RESERVE			
TO EXPENDITURE ON OBJECTS OF THE TRUST	G		19,891,341.44	BY DEFICIT CARRIED OVER TO Pune Vidyarthi Griha's A/c			4,948,185.84
TO SURPLUS CARRIED OVER TO PUNE VIDYARTHI GRIHA'S A/C							
TOTAL RS.			22,940,669.84	TOTAL RS.			22,940,669.84


AS PER OUR REPORT OF EVEN DATE  
FOR A. H. JOSHI & CO  
CHARTERED ACCOUNTANTS  
(Firm Reg. No. 112396W)

Accountant Principal  
P.V.G's College of Science

Treasurer Secretary Chairman  
Pune Vidyarthi Griha

DATE: 31 AUG 2018  
PLACE: PUNE

S.A.JOSHI  
(PARTNER)  
M. NO.037772



Principal  
P.V.G's College of Science  
Vidyanagari, S. No. 44, Parvati,  
Pune - 411 009

THE BOMBAY PUBLIC TRUSTS ACT, 1950.  
SCHEDULE VIII [VIDE RULE 17(1)]

NAME OF THE PUBLIC TRUST: Pune Vidyarthi Griha's College of Science

ADDRESS : S.NO. 44, VIDYANAGARI, PARVATI,  
PUNE : 411 009.

COLLEGE OF SCIENCE  
BALANCE SHEET AS AT 31ST MARCH, 2018

FUNDS & LIABILITIES	SCH.	Amount (Rs.) AS AT 31.03.2018	PROPERTY AND ASSETS	SCH.	Amount (Rs.) AS AT 31.03.2018
OTHER EARMARKED FUNDS (Created under the provisions of the trust deed on scheme or out of the income)	A	24,482,248.32	INVESTMENTS (Market value of the above investments is Rs.....)		
LOANS(SECURED OR UNSECURED)			FURNITURE, FIXTURES & OTHER ASSETS	C	9,815,915.36
LIABILITIES	B	5,842,031.44	LOANS(SECURED OR UNSECURED)		
			ADVANCES, DEPOSITS & OTHERS	D	2,776,972.95
			CASH AND BANK BALANCES	E	3,601,017.73
			SOCIETY'S ACCOUNT PUNE VIDYARTHI GRIHA'S A/c	F	14,130,373.73
<b>TOTAL RS.</b>		<b>30,324,279.76</b>	<b>TOTAL RS.</b>		<b>30,324,279.76</b>

The above Balance Sheet to the best of my/our  
belief contains a true account of the Funds &  
Liabilities and of the Property & Assets of Trust.

AS PER OUR REPORT OF EVEN DATE  
FOR A. H. JOSHI & CO  
CHARTERED ACCOUNTANTS  
(Firm Reg. No. 112396W)

Accountant Principal  
P.V.G's College of Science

Treasurer Secretary Chairman  
Pune Vidyarthi Griha

Principal

S.A.JOSHI  
(PARTNER)  
M. NO.037772




DATE: 31 AUG 2018  
PLACE: PUNE

P.V.G 's College of Science  
Vidyanagari, S. No. 44, Parvati,  
Pune - 411 009

SCHEDULE : C  
SCHEDULE OF DEPRECIATION

SR. NO.	PARTICULARS	GROSS BLOCK AS AT 01.04.2017	ADDITIONS/ (DEDUCTIONS) (Rs.)	Total	RATE	DEPRECIATION		Total	W.D.V. AS AT 31.3.2018	W.D.V. AS AT 31.03.2017
						UP TO 31.03.2017	DURING THE YEAR 2017-18			
1	Air Conditioner	36,980.00		36,980.00	10%	3,698.00	3,698.00	7,396.00	33,282.00	36,980.00
2	Alluminium Rack	3,000.00		3,000.00	10%	300.00	300.00	600.00	2,700.00	3,000.00
3	Automatic Master Printer	132,000.00		132,000.00	10%	13,200.00	13,200.00	26,400.00	118,800.00	73,868.61
4	Barcode Scanner	4,368.00		4,368.00	10%	436.80	436.80	873.60	3,931.20	2,460.41
5	Cannon Copier Machine	247,763.00		247,763.00	10%	24,776.30	24,776.30	49,552.60	222,986.70	176,259.86
6	Benches	317,356.00		317,356.00	10%	31,735.60	31,735.60	63,471.20	285,620.40	228,876.96
7	Black Board	7,540.00		7,540.00	10%	754.00	754.00	1,508.00	6,786.00	6,016.77
8	Battery & UPS	1,198,866.00	153,000.00	1,351,866.00	10%	119,886.60	135,186.60	255,073.20	1,216,679.40	747,103.69
9	Book Case	200,878.00		200,878.00	10%	20,087.80	20,087.80	40,175.60	180,792.20	133,903.29
10	Calculators	11,080.00		11,080.00	10%	1,108.00	1,108.00	2,216.00	9,972.00	6,100.36
11	CCTV	164,509.00		164,509.00	10%	16,450.90	16,450.90	32,901.80	148,058.10	101,705.43
12	Chairs	48,338.00	28,080.00	76,418.00	10%	4,833.80	7,641.80	12,475.60	68,776.20	45,334.40
13	Computer Lab. Tables	314,619.00		314,619.00	10%	31,461.90	31,461.90	62,923.80	283,157.10	204,870.32
14	Computers	5,462,116.40	23,000.00	5,485,116.40	40%	2,184,846.56	2,194,046.56	4,378,893.12	3,291,069.84	1,671,100.02
15	Computer Software Licence Copies	2,581,640.00	(2,581,640.00)	-	10%	258,164.00	-	258,164.00	-	1,541,107.98
16	Cordless Mic	2,300.00		2,300.00	10%	230.00	230.00	460.00	2,070.00	1,075.25
17	Digital Projector	533,974.50		533,974.50	10%	53,397.45	53,397.45	106,794.90	480,577.05	399,046.78
18	Dot Matrix Printer	128,642.00		128,642.00	40%	51,456.80	51,456.80	102,913.60	77,185.20	48,718.38
19	Drum Set	10,200.00		10,200.00	10%	1,020.00	1,020.00	2,040.00	9,180.00	6,738.54
20	Electrical & Installation	35,301.00		35,301.00	10%	3,530.10	3,530.10	7,060.20	31,770.90	27,665.64
21	Electronic Equipment	459,361.75		459,361.75	10%	45,936.18	45,936.18	91,872.35	413,425.58	341,659.40
22	Electronic Lab. Tables	32,960.00		32,960.00	10%	3,296.00	3,296.00	6,592.00	29,664.00	25,731.69
23	Emergency Lamp	2,600.00		2,600.00	10%	260.00	260.00	520.00	2,340.00	1,711.29
24	Fan	49,427.00		49,427.00	10%	4,942.70	4,942.70	9,885.40	44,484.30	32,289.74
25	Fax Machine	7,110.00		7,110.00	10%	711.00	711.00	1,422.00	6,399.00	4,608.83
26	Flag Stand and Pipe	2,950.00		2,950.00	10%	295.00	295.00	590.00	2,655.00	2,253.76
27	Furniture & Dead Stock	78,541.00		78,541.00	10%	7,854.10	7,854.10	15,708.20	70,686.90	45,981.67
28	Gas Stove	1,050.00		1,050.00	10%	105.00	105.00	210.00	945.00	658.09
29	Generator	518,034.00		518,034.00	10%	51,803.40	51,803.40	103,606.80	466,230.60	288,241.71
30	Glass Board	27,000.00		27,000.00	10%	2,700.00	2,700.00	5,400.00	24,300.00	19,201.25
31	Hall Size Storewell	6,000.00		6,000.00	10%	600.00	600.00	1,200.00	5,400.00	4,266.94
32	H.P. Printer 1022	9,750.00		9,750.00	10%	975.00	975.00	1,950.00	8,775.00	5,456.21
33	Library Books	1,125,963.30	23,374.00	1,149,337.30	10%	112,596.33	114,933.73	227,530.06	1,034,403.57	762,160.76
34	Library Tables	78,000.00		78,000.00	10%	7,800.00	7,800.00	15,600.00	70,200.00	59,590.52
35	Magazine Stand	2,472.30		2,472.30	10%	247.23	247.23	494.46	2,225.07	1,888.79
36	Master Lock	490.00		490.00	10%	49.00	49.00	98.00	441.00	374.47
37	Mic	5,196.00		5,196.00	10%	519.60	519.60	1,039.20	4,676.40	2,429.13
38	Notice Board	25,215.00		25,215.00	10%	2,521.50	2,521.50	5,043.00	22,693.50	16,146.34
39	Number Machine	1,445.00		1,445.00	10%	144.50	144.50	289.00	1,300.50	899.75
40	Office Tables	148,195.00		148,195.00	10%	14,819.50	14,819.50	29,639.00	133,375.50	106,134.72
41	OHP	14,077.00		14,077.00	10%	1,407.70	1,407.70	2,815.40	12,669.30	10,116.37
42	PCO Coin Box	2,500.00		2,500.00	10%	250.00	250.00	500.00	2,250.00	1,507.93
43	Plastic Chairs	22,110.00		22,110.00	10%	2,211.00	2,211.00	4,422.00	19,899.00	17,015.45
44	Platform	24,000.00		24,000.00	10%	2,400.00	2,400.00	4,800.00	21,600.00	18,335.54
45	Podium	6,115.00		6,115.00	10%	611.50	611.50	1,223.00	5,503.50	4,331.99
46	Pump	8,753.00		8,753.00	10%	875.30	875.30	1,750.60	7,877.70	5,780.00
47	Risograph Digital Duplicator Machine	179,010.00		179,010.00	10%	17,901.00	17,901.00	35,802.00	161,109.00	83,687.18
48	Shoes Stand	12,750.00		12,750.00	10%	1,275.00	1,275.00	2,550.00	11,475.00	7,343.55
49	name boards	14,336.00		14,336.00	10%	1,433.60	1,433.60	2,867.20	12,902.40	8,529.92
50	Sound System	25,983.00		25,983.00	10%	2,598.30	2,598.30	5,196.60	23,384.70	17,101.63
51	Stools	14,210.00		14,210.00	10%	1,421.00	1,421.00	2,842.00	12,789.00	10,923.27
52	Storewell	86,200.50		86,200.50	10%	8,620.05	8,620.05	17,240.10	77,580.45	60,709.82
53	Tally	4,200.00		4,200.00	10%	420.00	420.00	840.00	3,780.00	1,953.50
54	Telephone Instruments	13,790.00		13,790.00	10%	1,379.00	1,379.00	2,758.00	12,411.00	8,390.56



P.V.G.'s College of Science  
Pune 411009




**SCHEDULE : G**  
**EXPENDITURE ON OBJECTS OF THE TRUST**

SR. NO.	PARTICULARS	AMOUNT FOR YEAR ENDED 31.03.2018
		2,000.00
1	Affiliation & Continuation	1,083.94
2	Bank Commission & Charges	175,700.00
3	Visiting Exps.	472,083.00
4	Computer Maintenance	37,035.00
5	Conveyance	1,540.00
6	Corpus Fund	27,350.00
7	Diesel Exp.	30,029.00
8	Education Seminar & Training Exps.	460,950.00
9	Electricity Exps.	4,366.00
10	Electronics Equipments Maintenance	45,479.00
11	EPF Administration Exps.	487,209.00
12	EPF Employers' Share	10,560.00
13	ADVERTISEMENT	468,588.00
14	Fee Refund	139,149.00
15	Gathering & Cultural Exps.	19,650.00
16	Gratuity Expenses	1,760.00
	health centre	3,249.00
17	Medical Exps.	19,097.00
18	Office Exps.	15,217.00
19	Periodicals	736.00
20	Postage	336,963.00
21	Printing & Stationary	750.00
22	competition and participation exps	50,002.00
23	reception	3,609,348.00
24	Rent	171,113.00
25	Reparing & Maint	2,719,346.00
26	computer software exps	170,930.00
27	computer software system	2,880,213.00
28	Salary Non Teaching	7,500.00
29	Entrance expemses	7,302,261.00
30	Salary Teaching	47,447.00
31	Sanitation & Cleaning Exps.	15,765.00
32	Sports Exps.	17,730.00
33	T.A.D.A.	63,451.00
34	Telephone Exps.	14,790.00
35	exam expenses	221.00
36	function and festivals	3,355.00
37	NSS	(695.50)
38	Student Remuneration	15,966.00
39	Electrical Work	38,700.00
40	PROPERTY Tax	3,355.00
41	picnic exps	
	<b>TOTAL Rs.</b>	<b>19,891,341.44</b>

**SCHEDULE : H**  
**INCOME**

SR. NO.	PARTICULARS	AMOUNT FOR YEAR ENDED 31.03.2017
	Guest lectures and seminars	
	Disaster Management	
	MCS Entrance	46,000.00
	Environmental Science Course	17,050.00
	miscellaneous receipts	28,407.00
	Practical Workbook Files	
	<b>TOTAL RS.</b>	<b>91,457.00</b>



Principal

P.V.G.'s College of Sci  
Vidyanagari, S. No. 44, Pa  
Pune - 411 009